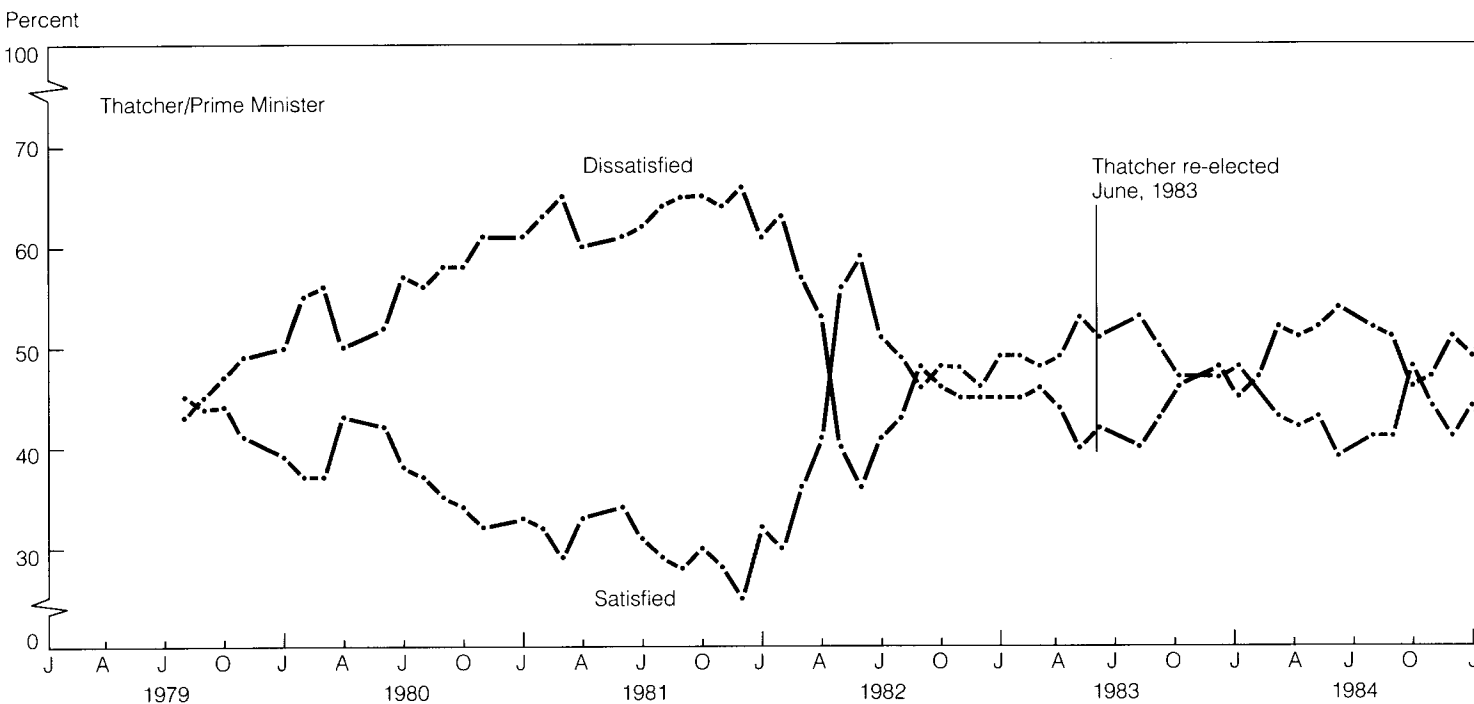


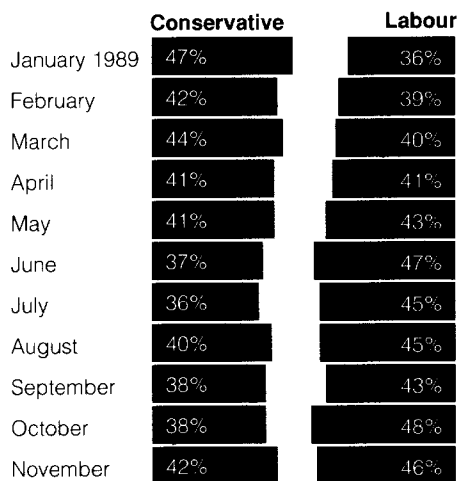
IS THE IRON LADY LOSING HER MAGNETISM?

Question: Are you satisfied or dissatisfied with the way Mrs. Thatcher is doing her job as prime minister?



Source: Surveys by Market & Opinion Research International Limited, latest that of November 23-27, 1989.


Question: How would you vote if there were a General Election tomorrow?



Source: Surveys by Market & Opinion Research International Limited, latest that of November 23-27, 1989.

Question: Which of the Conservative Members of Parliament on this list do you think would do the best job of leading the Conservative Party in the next General Election?

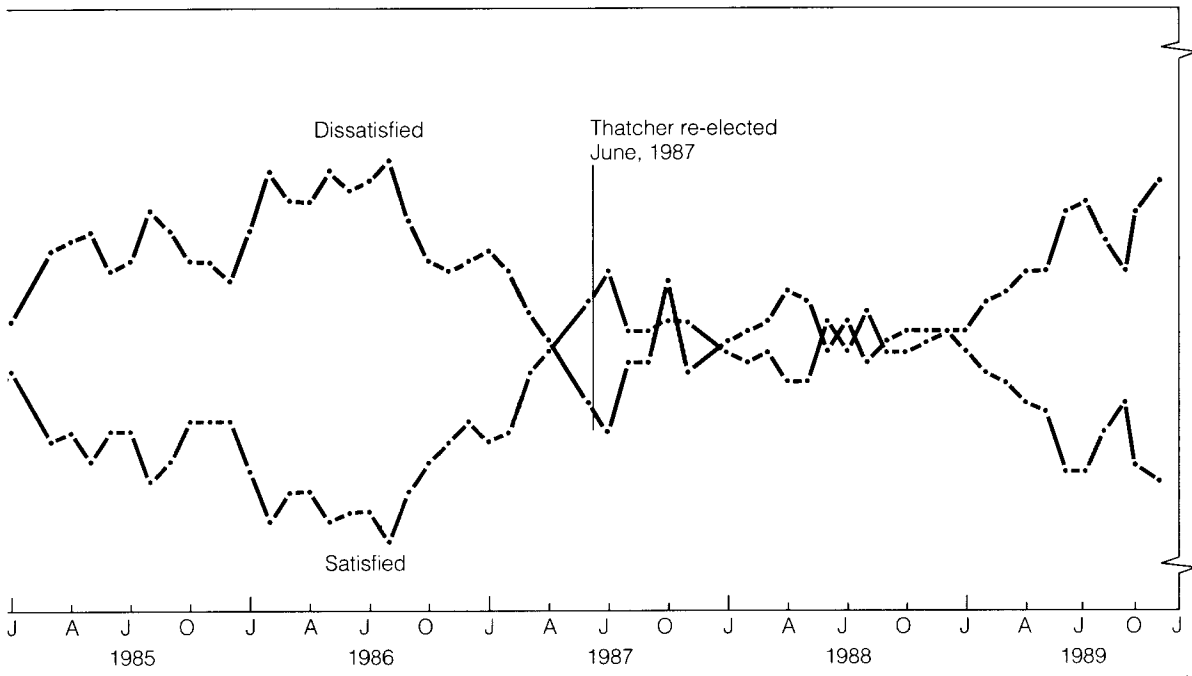
Leaders for the next General Election



Note: Top five responses shown.

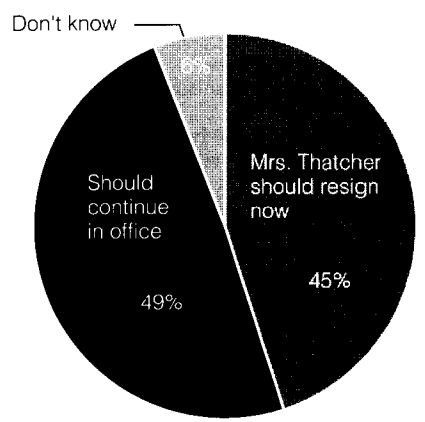
Source: Surveys by Market & Opinion Research International Limited, latest that of September 21-26, 1989.

The chart above shows the Labour Party leading the Conservatives in vote intention. But Prime Minister Thatcher's political obituary may be premature, as an examination of her standing and her election victories over the last ten years shows.



	Satisfied	Dissatisfied		Satisfied	Dissatisfied
1979			1985		
A	45	43	J	44	49
S	44	45	M	37	56
O	44	47	A	38	57
N	41	49	M	35	58
1980			J	38	54
J	39	50	J	38	55
F	37	55	A	33	60
M	37	56	S	35	58
A	43	50	O	39	55
J	42	52	N	39	55
J	38	57	D	39	53
A	37	56	1986		
S	35	58	J	34	58
O	34	58	F	29	64
N	32	61	M	32	61
1981			A	32	61
J	33	61	M	29	64
F	32	63	J	30	62
M	29	65	J	30	63
A	33	60	A	27	65
J	34	61	S	32	59
J	31	62	O	35	55
A	29	64	N	37	54
S	28	65	D	39	55
O	30	65	1987		
N	28	64	J	37	56
D	25	66	F	38	54
1982			M	44	50
J	32	61	A	47	46
F	30	63	J	51	41
M	36	57	J	54	38
A	41	53	A	48	45
M	56	40	S	48	45
J	59	36	O	49	43
J	51	41	N	49	44
A	49	43	1988		
S	46	48	J	46	47
O	46	46	F	45	48
N	48	45	M	46	49
D	46	45	A	43	52
1983			M	43	51
J	49	45	J	49	46
F	49	45	J	46	49
M	48	46	A	50	45
A	49	44	S	46	47
M	53	40	O	46	48
J	51	42	N	47	48
A	53	40	D	48	48
S	50	43	1989		
O	47	46	J	46	48
D	47	48	F	44	51
1984			M	43	52
J	48	45	A	41	54
F	47	47	M	40	54
M	43	52	J	34	60
A	42	51	J	34	61
M	43	52	A	38	57
J	39	54	S	41	54
A	41	52	O	35	60
S	41	51	N	33	63
O	48	46			
N	44	47			
D	41	51			

Question: Do you think that the Prime Minister Mrs. Thatcher should resign now or continue in office?



Note: Nigel Lawson resigned on October 26, 1989.
Source: Surveys by Market & Opinion Research International Limited, latest that of October 26-28, 1989.

Question: Taking everything into account, which party has:

Party has the ...



Note: Other parties not shown.
Source: Survey by Social Surveys (Gallup Poll) Limited, October 25-30, 1989.

In a poll conducted immediately after Chancellor of the Exchequer Nigel Lawson's resignation, nearly half said that Mrs. Thatcher should continue in office, but 45 percent said she should resign.