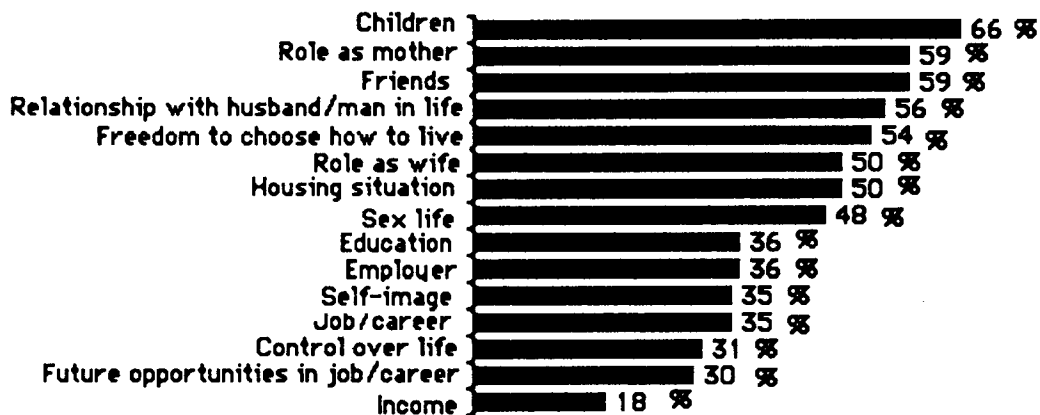


THE VIRGINIA SLIMS OPINION POLL: SELECTED DATA
 SURVEY CONDUCTED BY THE ROPER ORGANIZATION,
 JULY 22-AUGUST 12, 1989; N = 1,001 MEN AND 3,000 WOMEN.

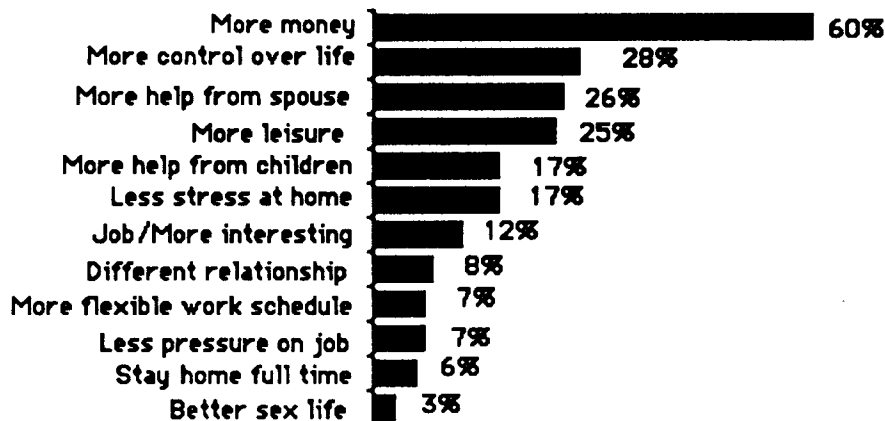
Q. 85

LIFE'S SATISFACTIONS
 (percent of women very satisfied, of those to whom item applies)



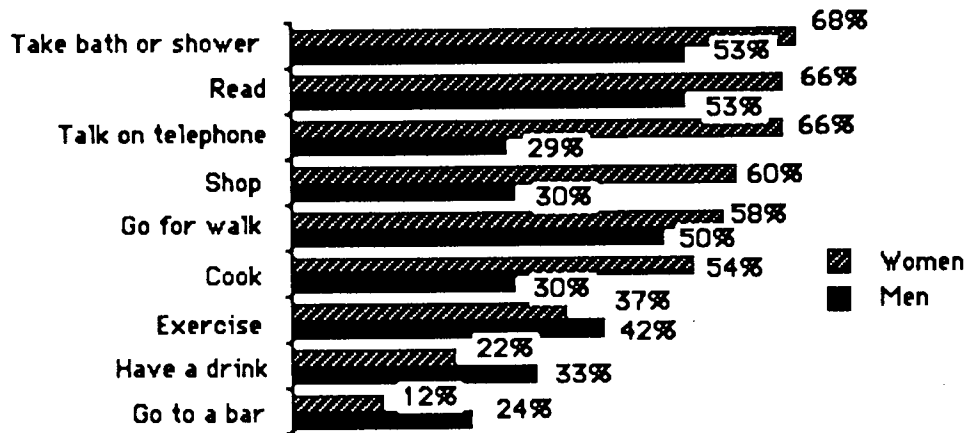
Q. 84

WHAT WOULD MAKE LIFE BETTER? MAINLY MONEY
 (of women to whom item applies)



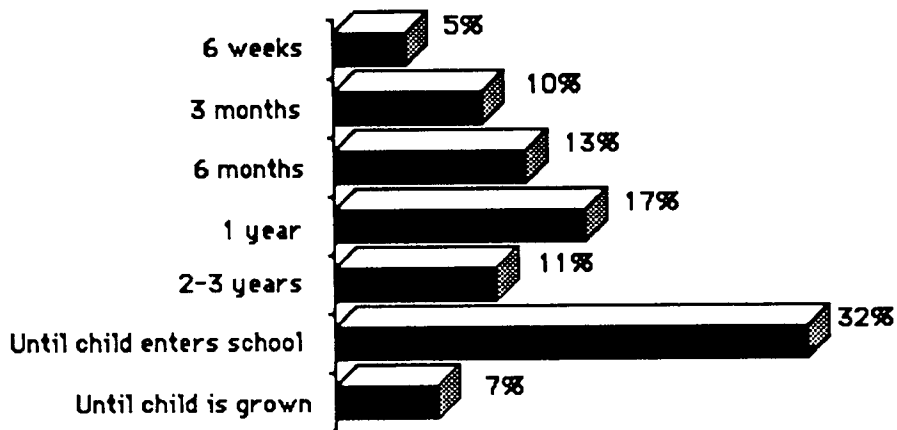
Q. 90

RELIEVING STRESS
(Percent who say they do item often or sometimes)



Q. 49

MATERNITY LEAVE: THE IDEAL
(Women's opinions)



NOTE: Question wordings appear on page 24.

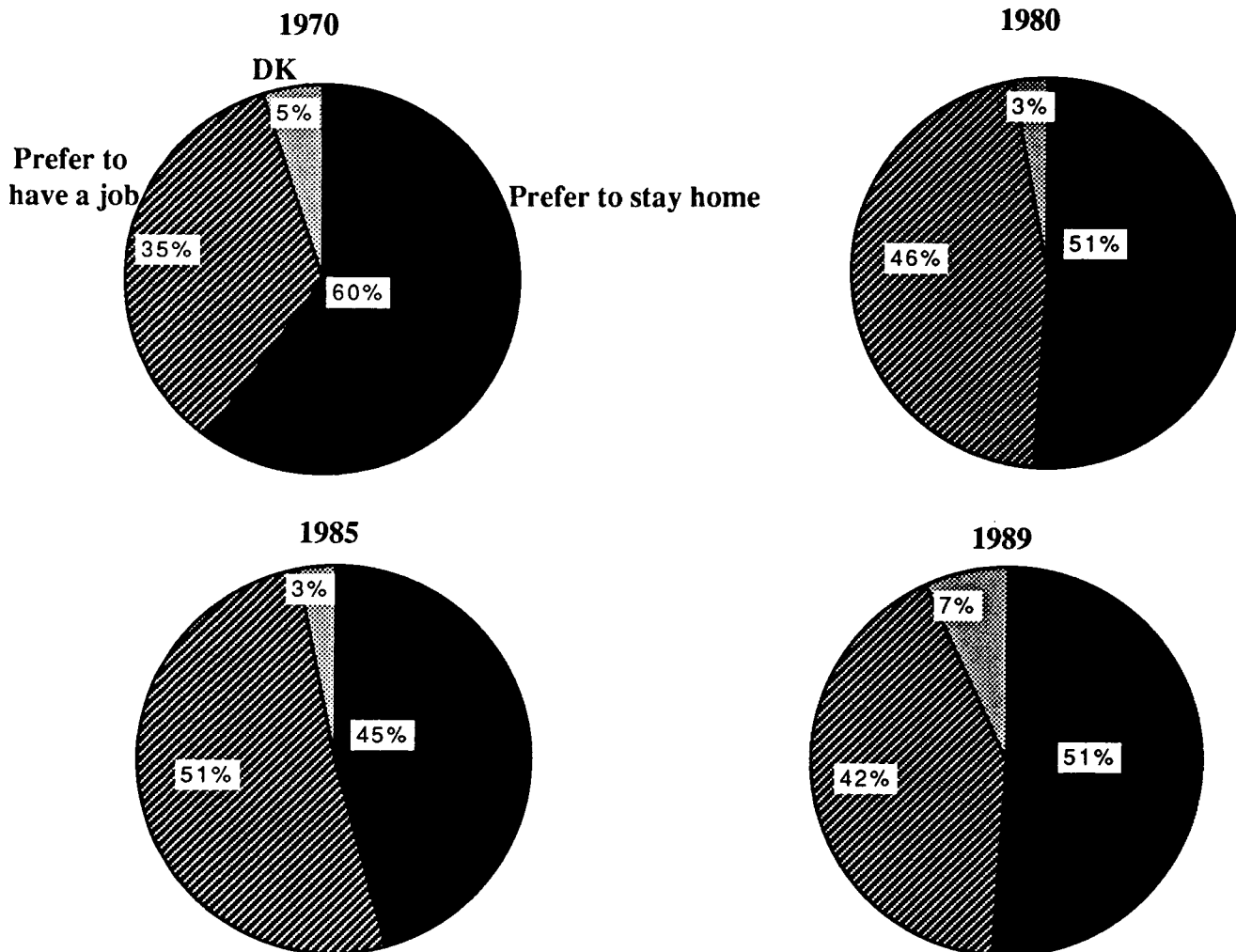
Q. 31

PREFERENCES FOR MARRIAGE, CHILDREN AND CAREER

	All Women (in percent)		
	1974	1985	1989
Combining marriage, career and children	52	63	57
Marrying and having children, but not having career	38	26	27
All others	7	8	12
Don't know	3	2	5

Q. 27

PREFERENCE FOR A JOB COMPARED TO STAYING AT HOME
(ALL WOMEN)



Conventional Women and Men: cover continued

Q. 87

**WHO HAS INFLUENCED YOU THE MOST?
(in percent)**

	Women	Men
Mother	53	42
Father	27	41
A good friend who is female	19	7
Spouse	19	17
A good friend who is male	7	14

Note: Small proportions (1% to 8% of all respondents) mentioned religious leaders, teachers, grandmothers and grandfathers, brothers and sisters, employers, etc.

Q. 34 A, B

**RELOCATING FOR BETTER JOBS: WHO MOVES, WHO STAYS?
(in percent)**

	1980		1985		1989	
	Women	Men	Women	Men	Women	Men
IF WIFE IS OFFERED THE JOB:						
Husband should quite his job, relocate with wife, and try to get another job in new place	17	18	20	22	29	28
IF HUSBAND IS OFFERED THE JOB:						
Wife should quite her job, relocate with husband, and try to get another job in new place	77	68	72	62	62	55

Q. 66

**WOMEN'S REASONS FOR WORKING
(Other, Don't know omitted)**

	1989 Employed Women (in percent)			
	All	Single	Married	Separated/Divorced
To support self	24	68	3	47
To support family	31	14	34	45
To bring in extra money	32	11	46	5
For something interesting to do	8	2	12	2