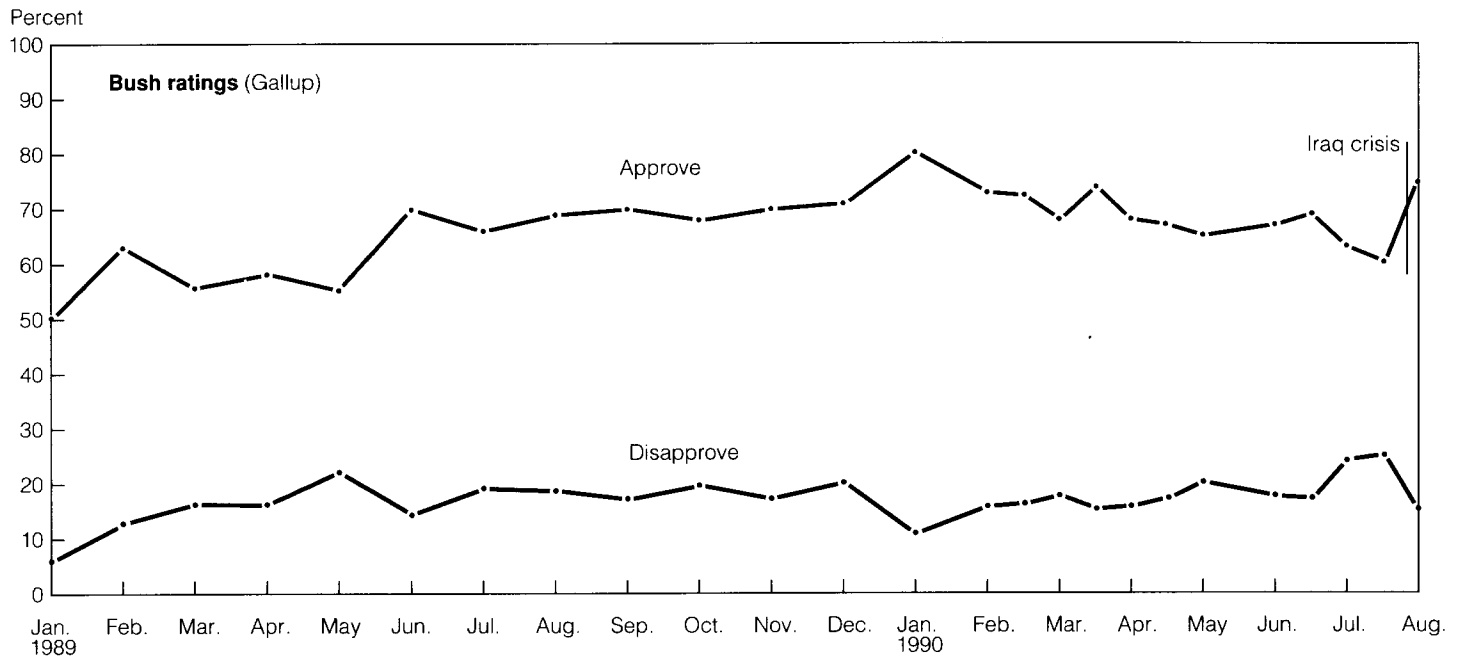


# RATING GEORGE BUSH

President Bush's popularity has been consistently robust. At this point in his tenure, Bush's ratings surpass those of all recent predecessors.

Question: **Do you approve or disapprove of the way George Bush is handling his job as president?**



Source: Surveys by the Gallup Organization, latest that of August 9-12, 1990.

		Approve	Disapprove
<b>First Rating</b>			
1989	Gallup	1/24-26	51% 6%
<b>Last Six Months</b>			
1990	Gallup	3/8-11	68 18
	NBC/WSJ	3/10-13	69 19
	YCS/Time/CNN	3/14	66 21
	Wirthlin Group	3/19-21	71 20
	CBS/NYT	3/30-4/2	72 16
	Gallup	4/5-8	68 16
	YCS/Time/CNN	4/9-10	70 19
	NBC/WSJ	4/11-16	75 15
	Wirthlin	4/16-18	69 20
	Gallup	4/19-22	67 17
	LA Times	5/10-14	70 19
	Gallup	5/17-20	65 20
	ABC/WP	5/17-21	70 28

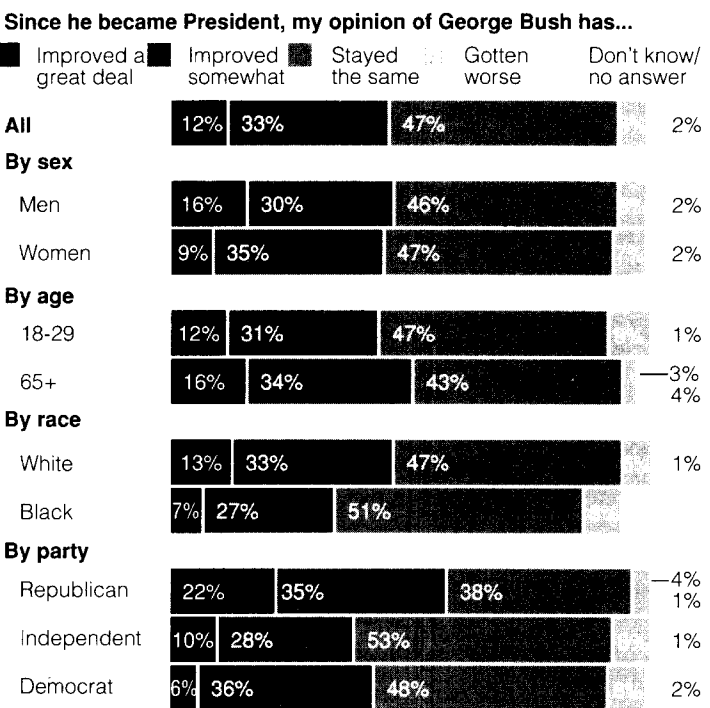
		Approve	Disapprove
1990	NBC/WSJ	5/18-22	72% 21%
	CBS/NYT	5/22-24	69 17
	Wirthlin	5/22-24	71 21
	CBS/NYT	6/5-8	69 17
	Gallup	6/7-10	67 18
	Gallup	6/15-17	69 17
	Wirthlin	6/18-20	71 19
	Gallup	7/6-8	63 24
	NBC/WSJ	7/6-10	67 22
	Gallup	7/19-22	60 25
	ABC/WP	7/19-24	65 33
	Wirthlin	7/23-25	63 29
— Iraq invades Kuwait 8/2 —			
	CBS	8/7-8	66 22
	YCS/Time/CNN	8/9	73 20
	NYT	8/9-10	72 19
	Gallup/Newsweek	8/9-10	75 15
	Gallup	8/9-12	74 16
	CBS/NYT	8/16-19	76 15
	ABC	8/17-20	76 21

<b>BUSH AND HIS PREDECESSORS</b>			
	After 6th Month	After 12th Month	After 19th Month
Truman (4/45 took office)	75%*	50%	35%*
Eisenhower (1/53)	71	68	71
Kennedy (1/61)	71	77	66
Johnson (11/63)	75	69	70
Nixon (1/69)	65	61	56
Ford (8/74)	39	46	50
Carter (1/77)	67	52	43
Reagan (1/81)	60	47	42
Bush (1/89)	66	80	74

**Note:** \* = ratings after 7th and 21st months in office.  
**Source:** Surveys by the Gallup Organization, latest that of August 9-12, 1990.

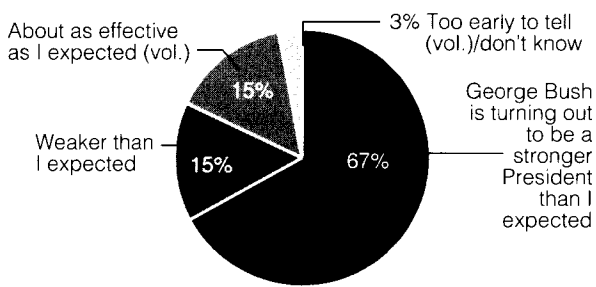
What's behind the ratings glow? In part, Bush's performance has exceeded our expectations. Democrats may not yet be presenting a credible alternative.

Question: **Since he became President, has your opinion of George Bush improved a great deal, improved somewhat, gotten worse, or has it stayed the same?**



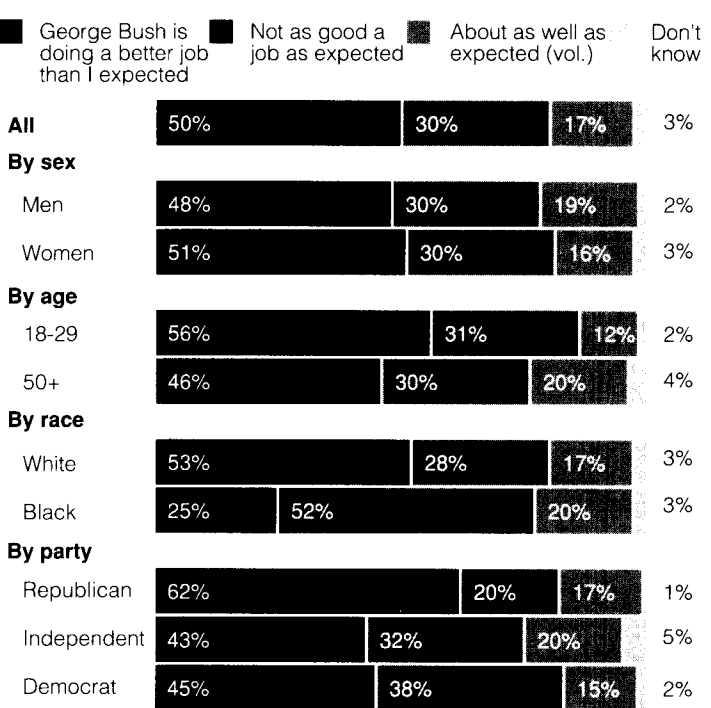
Source: Survey by CBS News/New York Times, March 30-April 2, 1990.

Question: **So far, is George Bush turning out to be a stronger President than you expected, a weaker President, or what?**



Source: Survey by ABC News/Washington Post, February 1-4, 1990.

Question: **At this point, would you say George Bush is doing a better job as President than you expected or not as good a job as you expected?**




Source: Survey by the Gallup Organization, July 6-8, 1990.

Question: **Who should get more credit for making good progress in solving the nation's problems?**



Note: Asked of those saying that Bush and the Democratic leaders are making good progress = 43%. Source: Survey by ABC News/Washington Post, February 1-4, 1990.

Question: **When you think about the kinds of things you would like to see done in Washington, which of the following is closest to your view?**

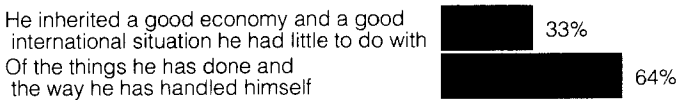


Note: "Both Congress and Bush are doing the things that are needed" = 22%. "Neither..." = 30%. Source: Survey by Greenberg-Lake and the Garin-Hart Strategic Research Group for Democrats for the 90s, February 26-March 1, 1990.

George Bush is not just "Mr. Nice Guy." Seven in ten say he is a strong leader. On personal qualities he rates very high.

Question: Which of the following statements comes closer to your opinion about President Bush?

**President Bush is popular mainly because...**



Source: Survey by ABC News/Washington Post, February 1-4, 1990.

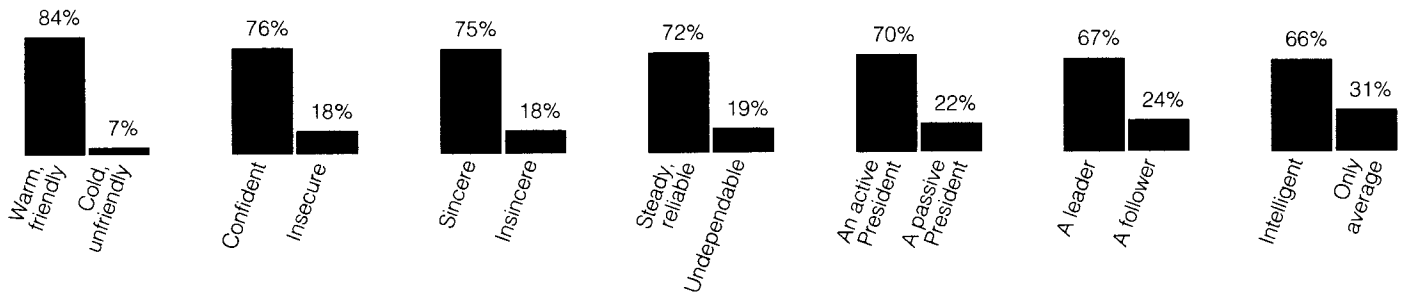
Question: Do you think President Bush is doing a good job or a poor job providing strong leadership for the country?

**Providing strong leadership**



Source: Survey by Yankelovich Clancy Shulman for Time and Cable News Network, January 31-February 1, 1990.

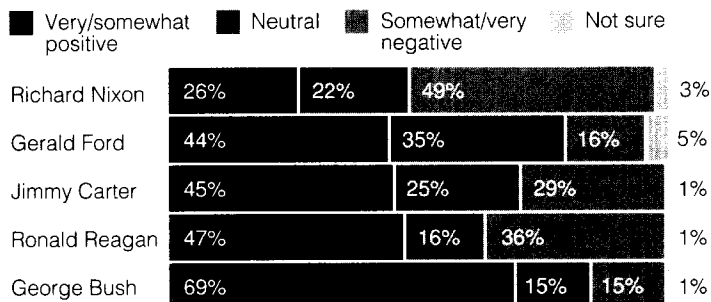
Question: Please tell me which word or phrase better describes your impression of George Bush. If you feel neither phrase describes Bush, please say so.



Source: Survey by the Gallup Organization, July 6-8, 1990.

# BUSH'S PRESIDENCY NOT POLARIZING

Question: I am going to read you the names of several people who are active in politics. I'd like you to rate your feelings toward each one as either very positive, somewhat positive, neutral, somewhat negative, or very negative. If you don't know the name of the person, please just say no.



Source: Survey by Hart-Teeter Research Companies for NBC News/Wall Street Journal, March 10-13, 1990.

Question: How much do you think (Jimmy Carter/Ronald Reagan/George Bush) cares about the needs and problems of people like yourself—a great deal, some, or not much?

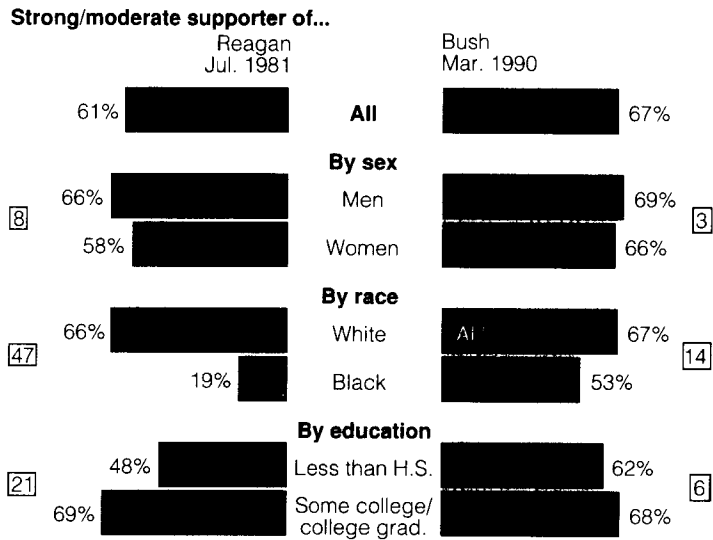
**Cares... about the needs and problems of people like me**



Note: "Some" for Carter = 36%, for Reagan = 34%, for Bush = 43%. Source: Surveys by CBS News/New York Times, latest that of March 30-April 2, 1990.

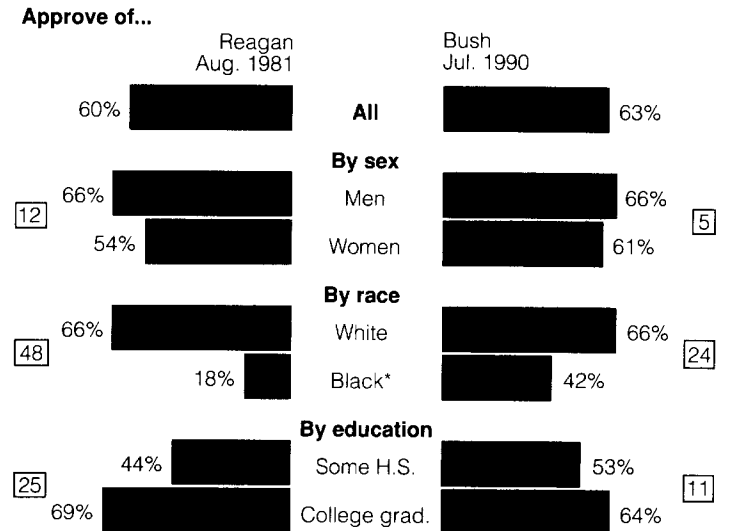
Support for Bush is less polarized than support for Reagan. The economy may prove to be a liability.

Question: **How do you feel about President (Reagan/Bush)—at the present time, would you describe yourself as a strong supporter, a moderate supporter, a moderate critic, or a strong critic?**



**Note:** \* All respondents substituted for White because not asked.  
**Source:** Surveys by the Roper Organization (Roper Reports 90-4), latest that of March 10-17, 1990.


Question: **Do you approve or disapprove of the way (Ronald Reagan/George Bush) is handling his job as President?**



**Note:** \* = Nonwhite in 1981.  
**Source:** Surveys by the Gallup Organization, latest that of July 6-8, 1990.

# DANGER SIGNS: CONCERN ABOUT THE ECONOMY

Question: **Do you approve or disapprove of the way Bush is handling (the economy/foreign affairs)?**



**Source:** Surveys by ABC News/Washington Post, latest that of August 17-20, 1990.