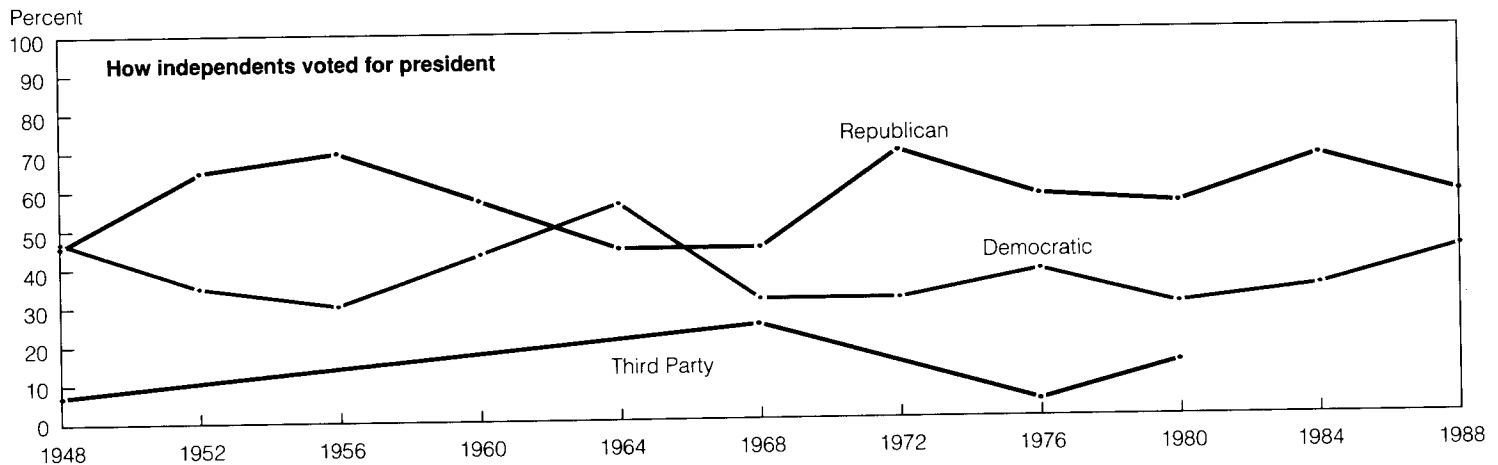


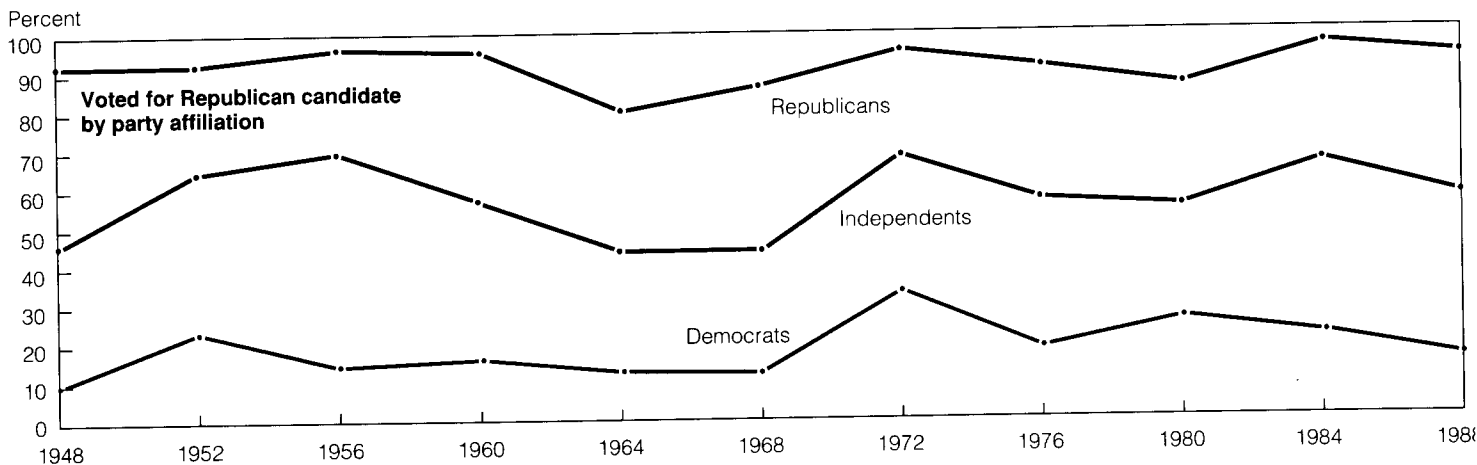
# DECLARATIONS OF INDEPENDENTS

With the 1964 election being the only clear exception, independents have given the Republicans a big edge over the Democrats.

Question: In the election this November, did things come up which kept you from voting, or did you happen to vote? (If yes, voted:) Did you happen to vote for (name of candidate)?



Year	Candidate	Dem.	Rep.	Ind.
1948	Truman (51%)	85%	7%	47%
	Dewey (46%)	10	92	46
	Other (3%)	4	*	7
1952	Stevenson (45%)	77	8	35
	Eisenhower (55%)	23	92	65
1956	Stevenson (42%)	85	4	30
	Eisenhower (58%)	15	96	70
1960	Kennedy (50%)	84	5	43
	Nixon (50%)	16	95	57
1964	Johnson (61%)	87	20	56
	Goldwater (39%)	13	80	44
1968	Humphrey (43%)	74	9	31
	Nixon (43%)	12	86	44
	Wallace (14%)	14	5	25
1972	McGovern (38%)	67%	5%	31%
	Nixon (62%)	33	95	69
1976	Carter (50%)	82	9	38
	Ford (48%)	18	91	57
	McCarthy (1%)	*	*	4
1980	Carter (41%)	69	8	29
	Reagan (51%)	26	86	55
	Anderson (7%)	4	5	14
1984	Mondale (41%)	79	4	33
	Reagan (59%)	21	96	67
1988	Dukakis (46%)	85	7	43
	Bush (54%)	15	93	57



Source: Surveys by the Gallup Organization, latest that of November 3-6, 1988.


# An Independent Frame of Mind

On the one hand, independents tend to be even more inclined to say, "let the individual decide" than are Democrats and Republicans. We see this "libertarian" element of being independent reflected in stands on issues such as sexual conduct, abortion, and flag-burning.

Question: **In general, is your opinion of the (Republican/Democratic) party favorable, or not favorable?**

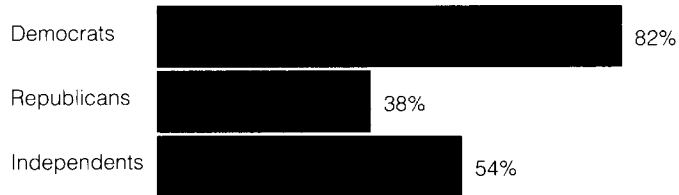
**Have a favorable opinion of the...**

## Republican party



NATIONAL=63%

## Democratic party



NATIONAL=58%

Source: Survey by CBS News/New York Times, January 13-15, 1990.

Question: **How often do you read the newspaper—every day, a few times a week, once a week, less than once a week, or never?**

## Read newspaper daily




NATIONAL=53%

Source: Survey by the National Opinion Research Center, 1985-89 combined.

Question: **Now we would like to know something about the groups or organizations to which individuals belong. Here is a list of various organizations. Could you tell me whether or not you are a member of each type?**

## Not a member of any group or organization\*



NATIONAL=60%

Note: \*Examples of groups and organizations given to respondents include service clubs, political clubs, labor unions, sports groups, youth groups, hobby clubs, and professional or academic societies.  
Source: Survey by the National Opinion Research Center, 1985-89 combined.

Question: **If taxes had to be raised, would it be acceptable or not acceptable to you to...?**


## If taxes had to be raised...

### Raising the tax on gasoline would be acceptable



NATIONAL=40%

### Raising the tax on beer and liquor would be acceptable



NATIONAL=80%

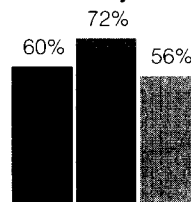
Source: Survey by CBS News/New York Times, May 22-24, 1990.

Question: **I am going to read you a list of institutions in American society. Please tell me how much confidence you, yourself, have in each one—a great deal, quite a lot, some, or very little?**

Legend: ■ Democrats ■ Republicans ▨ Independents

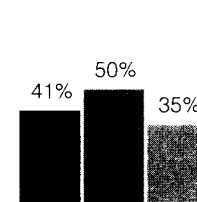
## Have a great deal of confidence in...

### The military



NATIONAL=63%

### Banks




NATIONAL=42%

Source: Survey by the Gallup Organization, September 7-10, 1989.

On the other hand, lacking the pull of party loyalties, independents are often somewhere in-between Democrats and Republicans on a wide range of questions—government's role and spending, for example.

Question: **Should abortion be legal as it is now, or legal only in such cases as rape, incest, or to save the life of the mother, or should it not be permitted at all?**

**Abortion should be legal as it is now**




NATIONAL=43%

Source: Survey by CBS News/New York Times, September 17-20, 1989.

Question: **Should burning or destroying the American flag as a form of political protest be legal or should it be against the law?**

**Burning or destroying the American flag should be against the law**




NATIONAL=83%

Source: Survey by CBS News/New York Times, May 22-24, 1990.

Question: **I am going to ask you a question about government spending. In answering, please bear in mind that sooner or later all government spending has to be taken care of out of the taxes that you and other Americans pay. As I mention each program, tell me whether the amount of money now being spent for that purpose should be increased, kept at the present level, reduced or ended altogether.**

**Spending on ... should be increased**  
**Improving medical and health care for Americans generally**



NATIONAL=73%

Source: Survey by the Gallup Organization, July 6-9, 1989.


**Providing food programs for low-income families**



NATIONAL=51%

Question: **For each of the following, please tell me if you think it's been good or bad for the nation's economy in the last 10 years, or if it hasn't made much difference?**

**Government deregulation has been good for the nation's economy**




NATIONAL=35%

Source: Survey by AP/Media General, November 17-26, 1989.

Question: **Do you think the United States was justified in its invasion of Panama, or not justified?**

**Think United States was justified in its invasion of Panama**



NATIONAL=74%

Source: Survey by CBS News/New York Times, January 13-15, 1990.

Question: **How would you describe your views on most political matters? Generally, do you think of yourself as liberal, moderate, or conservative?**

**Independents**

**Consider views on most political matters to be...**



NATIONAL=18%, 46%, 31%

Source: Survey by CBS News/New York Times, September 17-20, 1989.