


ELECTION PROFILE: CATHOLICS

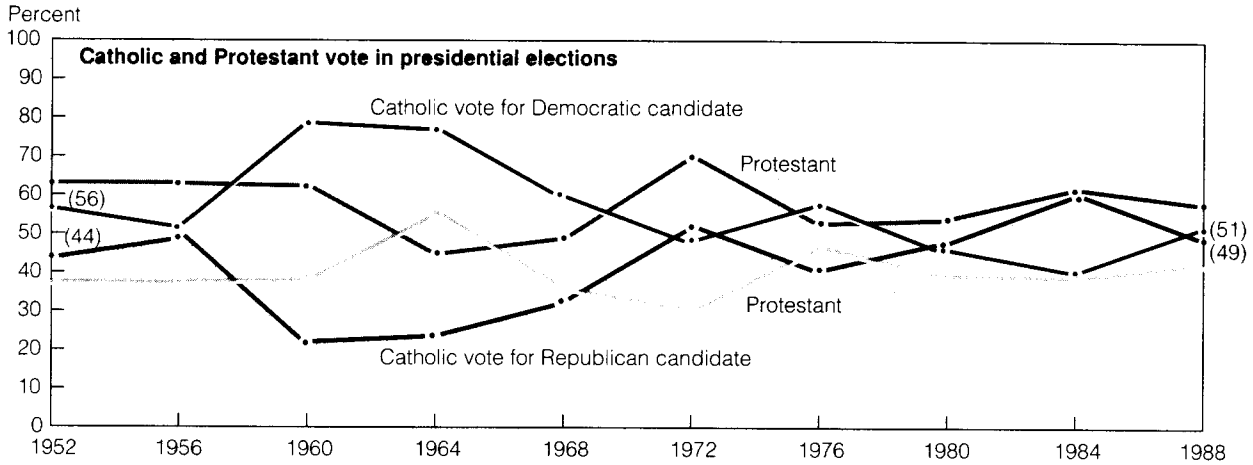
This section launches an examination of key voter groups in the 1992 election. Historically, Catholics (26% of the electorate) were a unique group. Over time, as the chart below shows, however, their differences with white Protestants (52%) have significantly diminished.



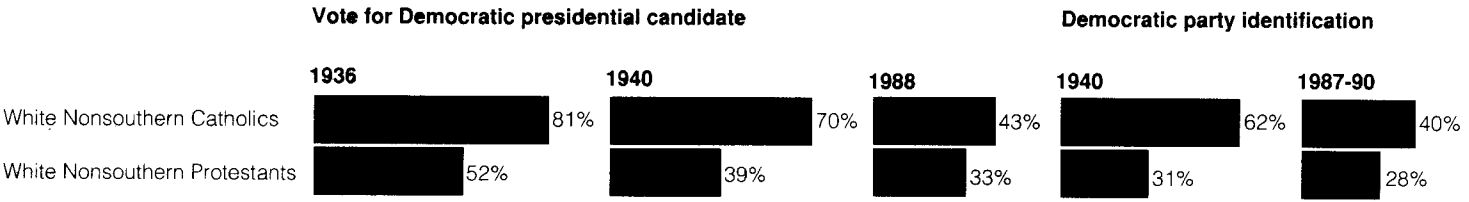
Note: * = 18-29 in 1987-90. Income in 1952 was coded by interviewer instead of asked of respondents. **In 1987-90, Average = \$25,000-49,999; Above average = \$50,000+. The two measures of income are in some sense comparable, but in no sense equivalent. It is possible to compare Catholics and white Protestants to each other in 1952 or in 1987-90, but not to gauge income movement between the dates.
Source: Surveys by the Gallup Organization (1952) and the National Opinion Research Center, 1987-90 data combined.

Political Inclinations

Catholic voters' long-standing identification with the Democratic party and preference for its candidates has diminished, but it has not been obliterated. In presidential voting, though, the historic support for Democrats has almost completely disappeared.

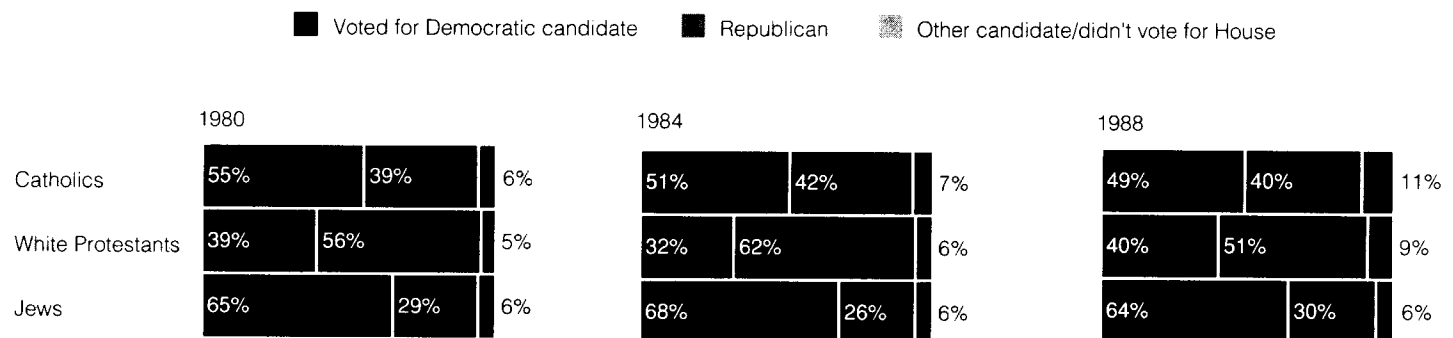


Source: Surveys by the Gallup Organization, latest that of November 3-6, 1988.



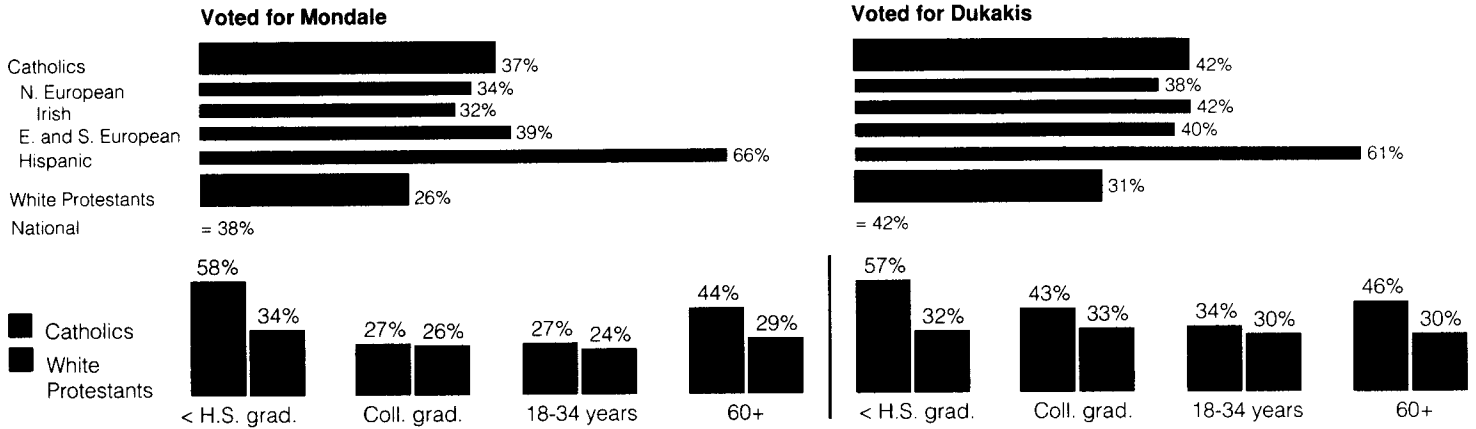
Source: Surveys by the Gallup Organization (1936 and 1940) and the National Opinion Research Center (1988). 1987-90 data combined.

Vote for House of Representatives by religion

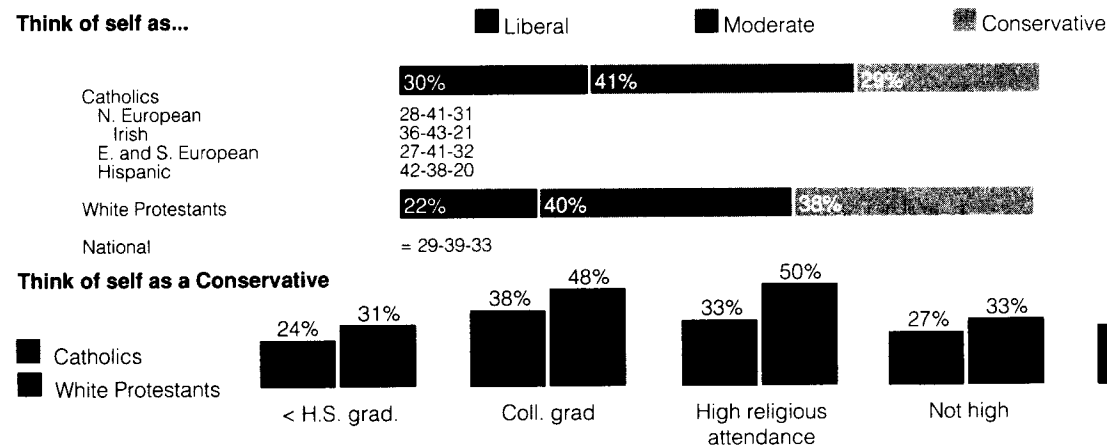
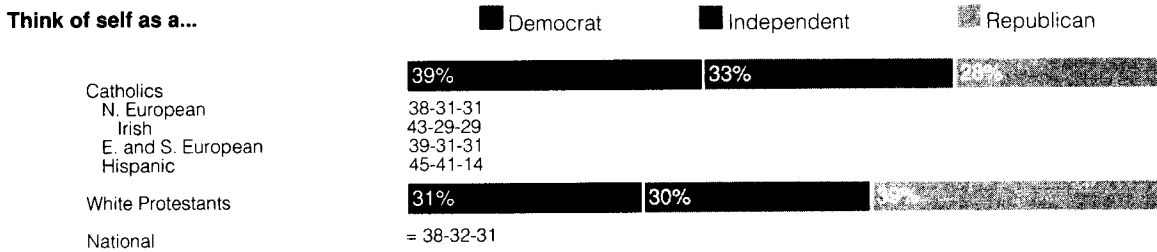


Note: Samples consisted of voters as they left voting booths. 12,782 in 1980, 8,761 in 1984, and 11,645 in 1988.
Source: Surveys by CBS News/New York Times, latest that of November 8, 1988.

Hispanics stand out among U.S. Catholics in their support of Democratic presidential candidates and identification with the Democratic party; less-educated and older Catholics are relatively strong supporters, too. Catholics with a college education and those who attend church frequently tend to be more conservative politically.



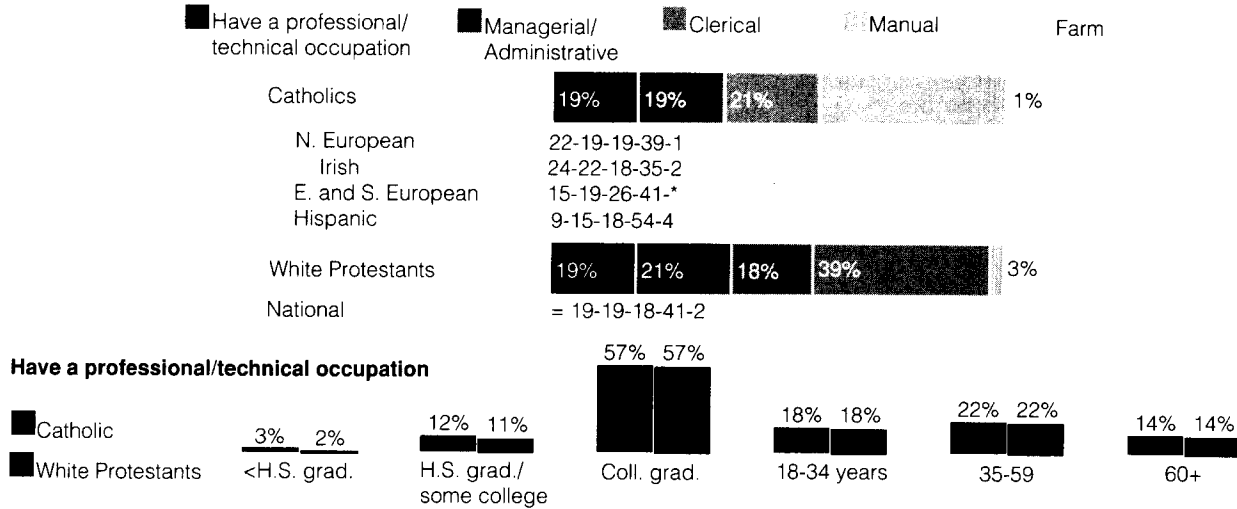
Note: In a Gallup survey of teenagers aged 13-17 taken September 1988, both 53% of Catholics and Protestants said they would vote for George Bush and 41% of both groups said they would vote for Michael Dukakis.



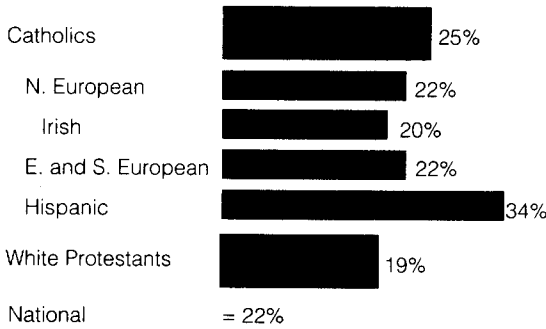
Source: Surveys by the National Opinion Research Center, 1987-90 data combined.

A Demographic Profile

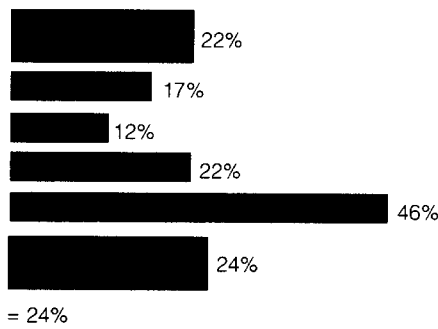
Catholics and white Protestants occupy comparable positions in the overall mix of occupations, levels of education, and earnings, though they are more likely to live in union households and in large cities.



Under 30 years old




<H.S. graduate



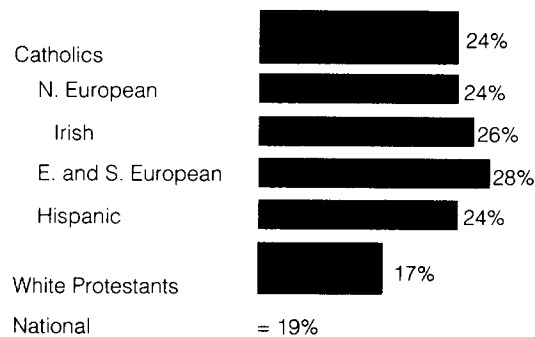
College graduate



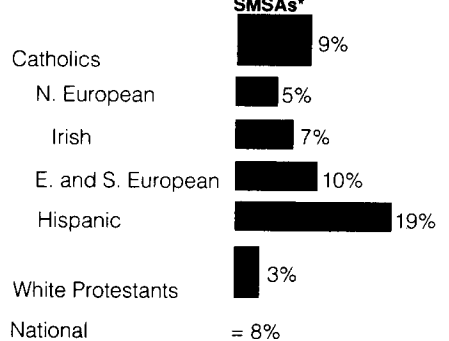
Earn over \$50,000 a year



Union household



Live in...



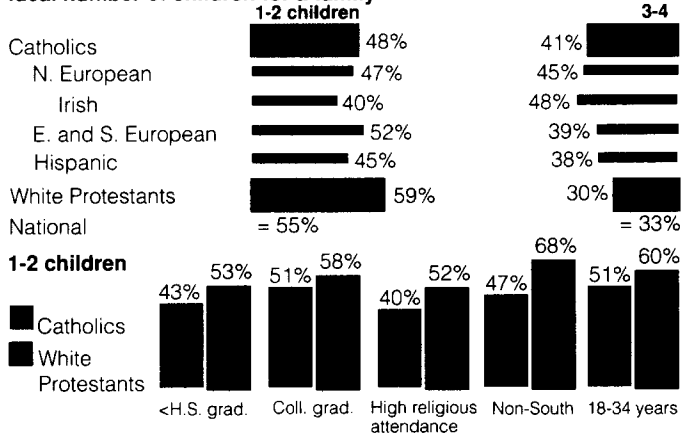
Note: *SMSA = standard metropolitan statistical area, a Census Bureau designation.

Source: Surveys by National Opinion Research Center, 1967-90 data combined.

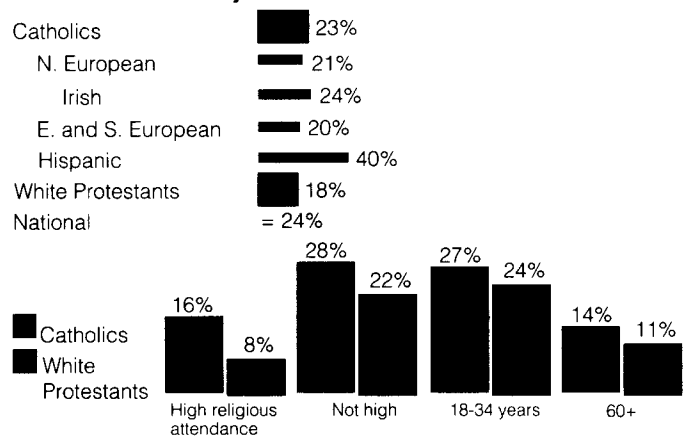
Social Issues

The differences among the various ethnic streams in American Catholicism on most social issues are small, just as are those between Catholics and white Protestants. The latter, especially those who attend church frequently, are more conservative than Catholics on issues traditionally important to Catholics, such as divorce and premarital sex.

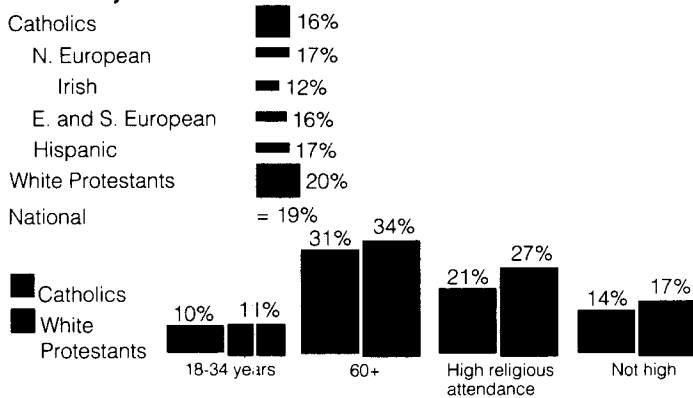
Ideal number of children for a family



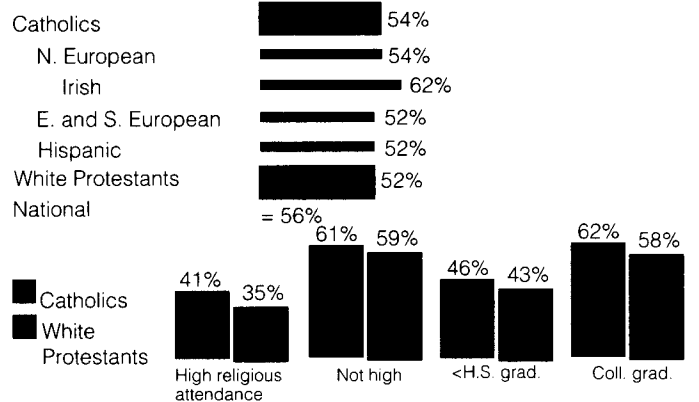
Divorce in this country should be easier to obtain



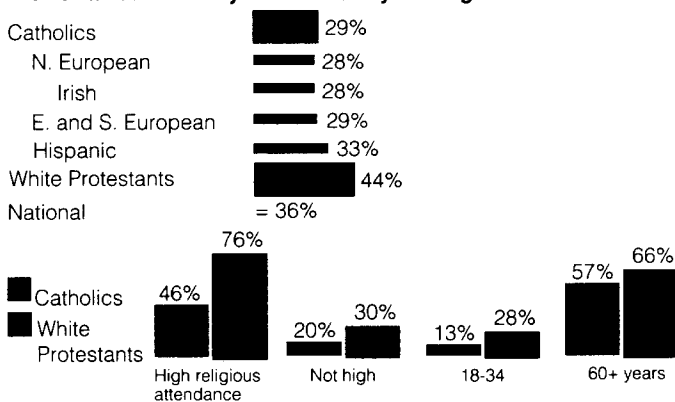
Women should take care of running their homes, and leave running the country to men



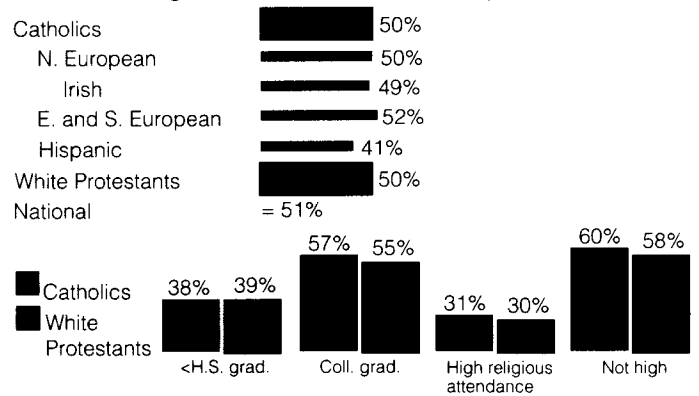
Birth control should be available to teens aged 14-16 if their parents do not approve



Premarital sex is always/almost always wrong



Person suffering from incurable disease has right to end own life

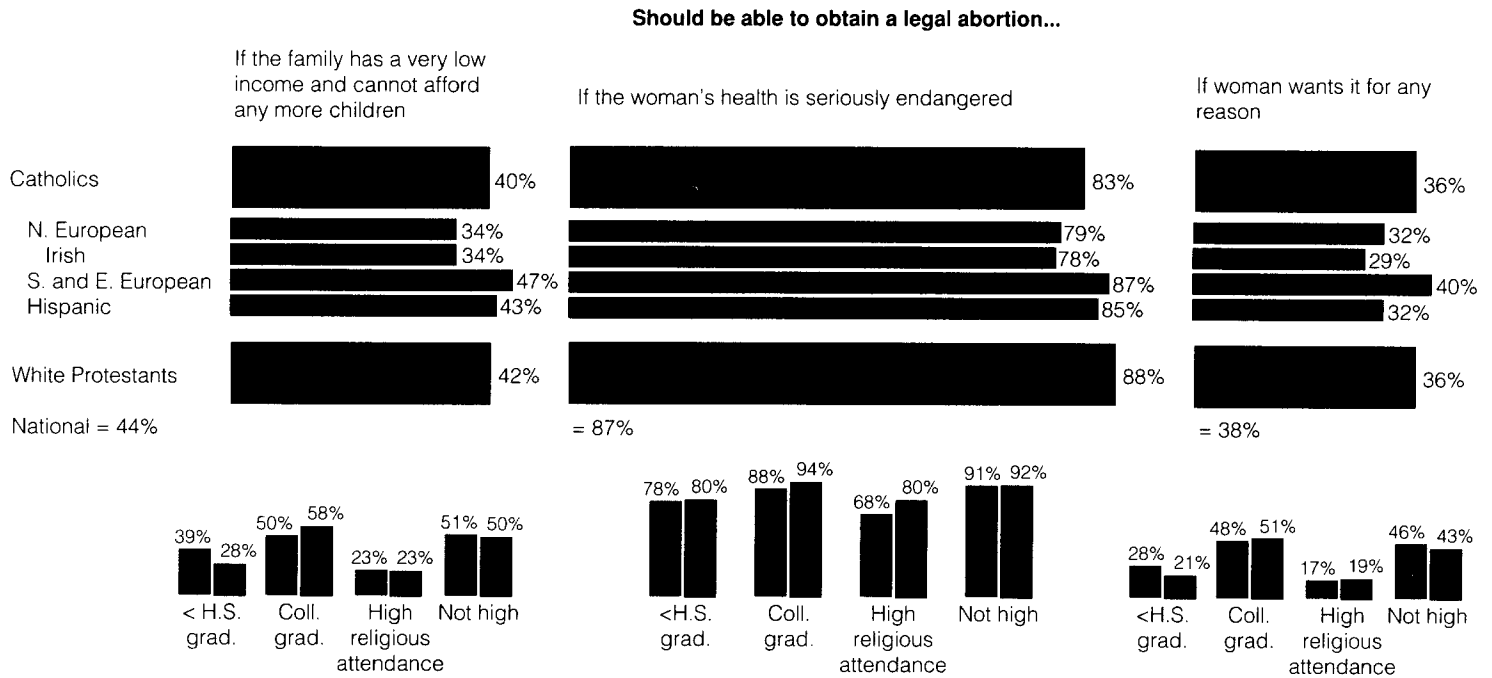


Note: In 1969, 72% of Catholics surveyed by the Gallup Organization said that premarital sex is "wrong", compared to 39% who said it is "wrong" in 1987.

Source: Surveys by National Opinion Research Center, 1987-90 data combined.

Catholics hold opinions about abortion that are similar to those of other Americans. Many Catholics are at once pro-choice and pro-life.

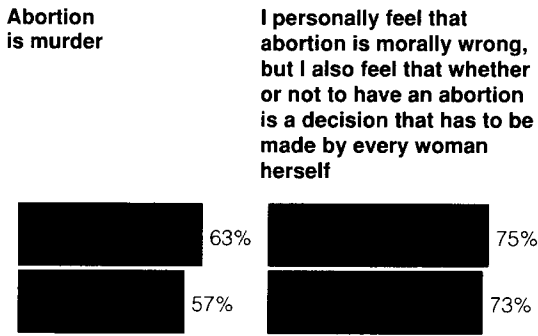
Question: **Please tell me whether or not you think it should be possible for a pregnant woman to obtain a legal abortion if ...**



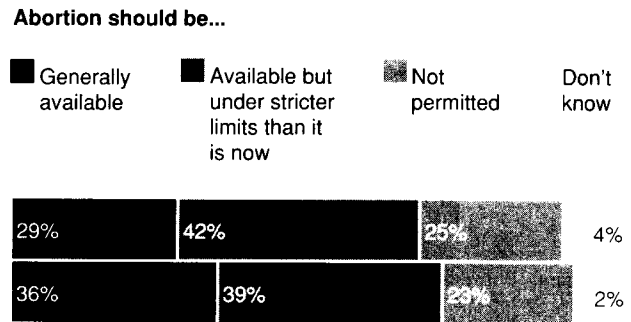
Source: Surveys by the National Opinion Research Center, 1987-90 data combined.

Question: **Do you agree or disagree with this statement: Abortion is murder.**

Question: **Do you agree or disagree with this statement: I personally feel that abortion is morally wrong, but I also feel that whether or not to have an abortion is a decision that has to be made by every woman for herself.**



Question: **Which of these comes closest to your view? Abortion should be ...**




Source: Survey by the Los Angeles Times, March 3-10, 1989.


Source: Survey by CBS News/New York Times, June 3-6, 1991.

Catholics remain more likely than white Protestants to support an expanded role for government.

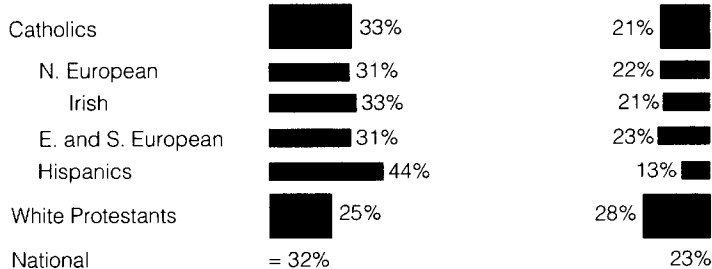
Would continue to work even if got enough money to live comfortably as like for rest of life



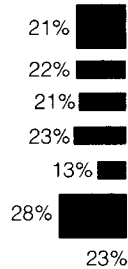
Hard work is more important than luck in getting ahead



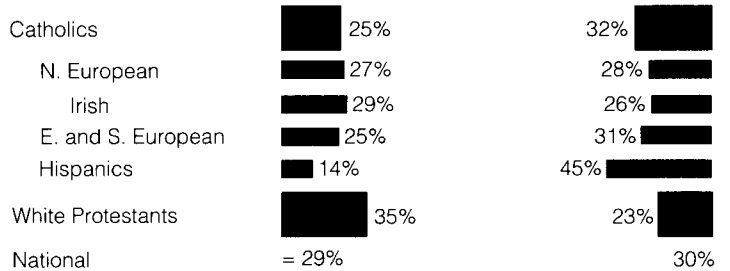
Government should do everything possible to improve the standard of living for the poor



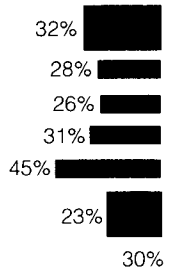
Each person should take care of self



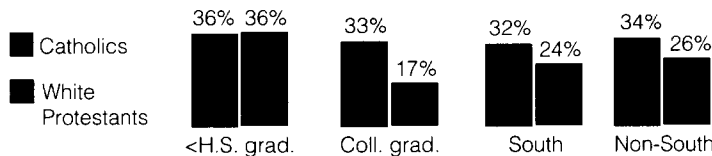
Government in Washington doing too much



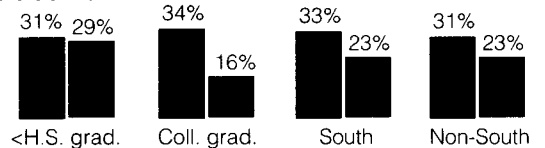
Should do more




Government should ...



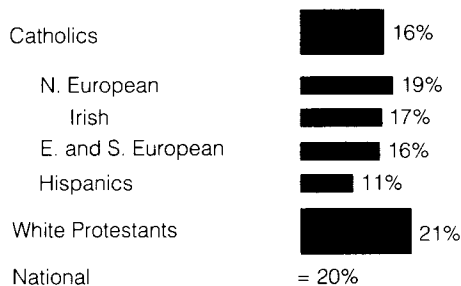
Government should do more



Have hardly any confidence in the executive branch of government



Have hardly any confidence in Congress



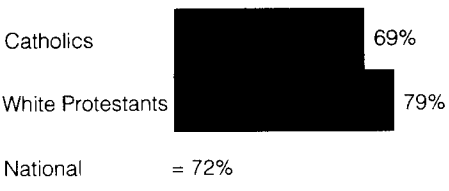
Source: Surveys by National Opinion Research Center, 1987-90 data combined.

Catholics and Current Events

Differences between Catholics and Protestants on a whole series of current issues—parental leave, U.S. policy in the Gulf, trade restrictions—are small, a picture that reinforces our initial comment about how much the once-dominant Catholic-Protestant divide has closed.

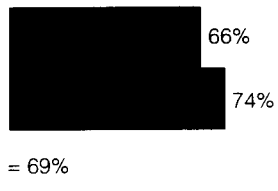
Question: **Do you think the United States made a mistake getting involved in the war against Iraq, or not?**

U.S. did not make a mistake getting involved in the war against Iraq




Question: **Should the United States have stopped fighting when Iraqi troops left Kuwait, or should the U.S. have continued fighting Iraq until Saddam Hussein was removed from power?**

U.S. should have continued fighting until Hussein was removed from power



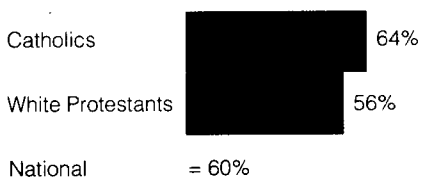
Question: **Which of the following statements comes closer to your opinion... Trade restrictions are necessary to protect domestic industries, or, Free trade must be allowed, even if domestic industries are hurt by foreign competition?**

Trade restrictions are necessary to protect domestic industries



Question: **Do you favor or oppose national health insurance, which would be financed by tax money, paying for most forms of health care?**

Favor national health insurance which would be financed by tax money



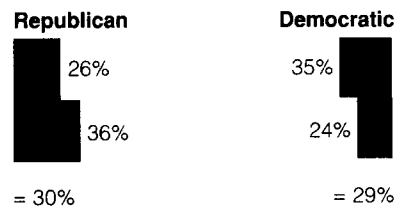
Question: **Do you believe that where there has been job discrimination against blacks in the past, preference in hiring or promotion should be given to blacks today?**

Where there has been job discrimination against blacks in the past, preference should be given in hiring or promotion



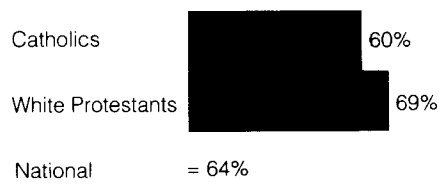
Question: **Which political party do you think could do a better job of handling the problem you just mentioned (as the most important problem facing the country)?**

...party could do a better job handling the most important problem facing the country



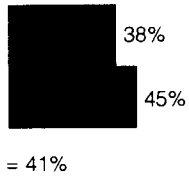
Question: **Do you think the government should require companies to allow up to six months parental leave without pay for parents to spend time with their newborn or newly adopted children, or is this something that should be left up to the individual employer?**

Parental leave is something that should be left up to the individual employer



Question: **Would you approve or disapprove of building more nuclear power plants to generate electricity?**

Approve of building more nuclear power plants



Source: Survey by CBS News/New York Times, June 3-6, 1991.