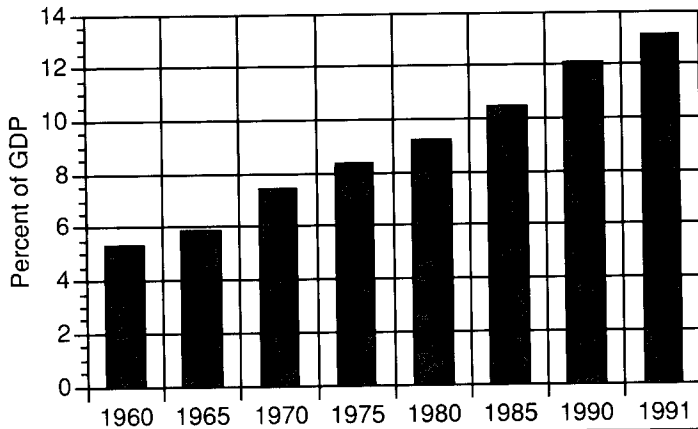


HEALTH CARE: THE ISSUE IS FRONT AND CENTER

Public Perspective intends to be a prime source of basic data relating to the health care issue—including public opinion, but not limited to it. The data which follow begin what will be a continuing series.

SOARING COSTS



National Health Expenditures as a Percent of GDP, 1960-1991

Source: U.S. Health Care Financing Administration, *Health Care Financing Review*, Summer, 1992; and HCFA pre-published information.

Personal Health Care Expenditures in Constant (1982) Dollars

	1960	1970	1980	1990
Total	\$90.1 bil	\$166.9 bil	\$266.3 bil	\$364.1 bil
Per Capita	\$4,987	\$8,139	\$11,694	\$14,568

Source: Health Care Financing Administration, *Health Care Financing Review*, Summer 1992, p. 101; U.S. Bureau of the Census, *Statistical Abstract of the United States*, 1992, p.8.

NO OTHER COUNTRY COMES CLOSE IN SPENDING LEVELS

Comparative Health Data for 24 OECD Countries, 1990

	Per Capita Expenditures Based on GDP Purchasing Power Parities (PPPs)	Number of Hospital Personnel per Occupied Hospital Bed
U.S.	\$2,566	3.35
Canada	1,795	
Switzerland	1,436	1.91
Sweden	1,421	
France	1,379	1.09
Iceland	1,372	
Luxembourg	1,300	
Germany	1,287	
Norway	1,281	
Austria	1,192	0.85
Netherlands	1,182	2.13
Finland	1,156	
Australia	1,151	
Japan	1,145	0.79
Italy	1,138	
Belgium	1,087	
Denmark	963	2.83
United Kingdom	932	
New Zealand	853	
Spain	730	
Ireland	693	
Portugal	529	1.90
Greece	406	1.48
Turkey	197	1.48

Source: U.S. Bureau of the Census, *Statistical Abstract of the United States*, 1992, p. 829; Health Care Financing Administration, *Health Care Financing Review*, Summer 1992, p. 49.

GOVERNMENT'S SHARE RISES

National Health Care Expenditures: Public vs. Private, 1960 and 1990

(in billions of dollars except where otherwise indicated)

	1960	1990
All National Health Expenditures	\$27.1 billion	\$666.2 billion
Medical research and facilities construction	1.6	22.8
Net National Health Expenditures	25.5	643.4
Government Expenditure Total	5.7	268.6
<i>As % of Net Nat'l Health Expenditures</i>	22.4%	41.7%
Private Expenditure Total	19.8	374.8
<i>As % of Net Nat'l Health Expenditures</i>	77.6%	58.3%
Paid Directly by Recipients (not including insurance premiums)	13.3	136.1
<i>As % of Net Nat'l Health Expenditures</i>	52.2%	21.2%
(Including insurance premiums)	—	178.7
<i>As % of Net Nat'l Health Expenditures</i>		27.8%

Source: U.S. Bureau of the Census, *Statistical Abstract of the United States, 1992*, pp. 97, 100.

GREAT COST VARIATIONS ACROSS THE U.S.

Average Cost to Community Hospitals* per Patient, by State, 1990

State	Average Cost per Day	State	Average Cost per Day
Alaska	\$1,070	Hawaii	\$638
California	939	Virginia	635
Arizona	867	Tennessee	633
Nevada	854	Oklahoma	632
Utah	832	Georgia	630
Connecticut	825	New Jersey	613
Washington	817	Vermont	598
Oregon	800	North Carolina	595
Massachusetts	788	South Carolina	590
Delaware	771	Alabama	588
Florida	769	Maine	574
Texas	752	West Virginia	565
New Mexico	734	Kentucky	563
Colorado	725	Wisconsin	554
Ohio	720	Idaho	547
Illinois	717	Minnesota	536
Michigan	716	Arkansas	534
Louisiana	701	Kansas	532
Missouri	679	Iowa	495
Maryland	678	Nebraska	490
New Hampshire	671	Wyoming	462
Indiana	667	Mississippi	439
Rhode Island	663	North Dakota	427
Pennsylvania	662	Montana	405
New York	641	South Dakota	391
U.S. Average	\$687		

*Includes non-federal short-term general or special hospitals (excluding psychiatric or tuberculosis hospitals and hospital units of institutions). Total cost per patient is based on total hospital expenses (payroll, employee benefits, professional fees, supplies, etc.). Data have been adjusted for outpatient visits.

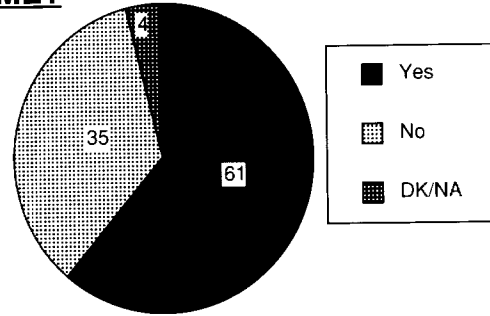
Source: U.S. Bureau of the Census, *Statistical Abstract of the United States, 1992*, p. 114.

THE PUBLIC RESPONDS: IT'S THE COST, STUPID

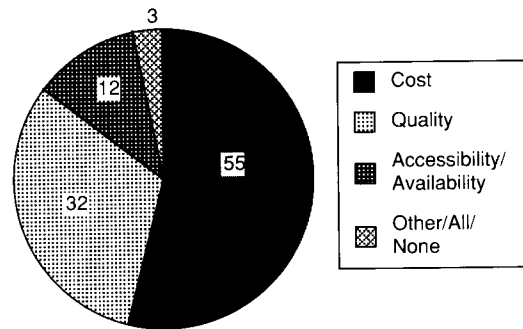
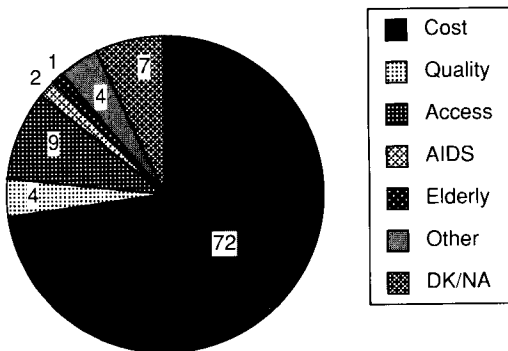
MANY SEE THEIR NEEDS MET

Question: Just generally speaking, is the current health care system meeting the needs of you and your family?

Source: Survey by Mellman and Lazarus/Public Opinion Strategies, January 4-5, 1992.



BUT GREAT CONCERN OVER ESCALATING COSTS



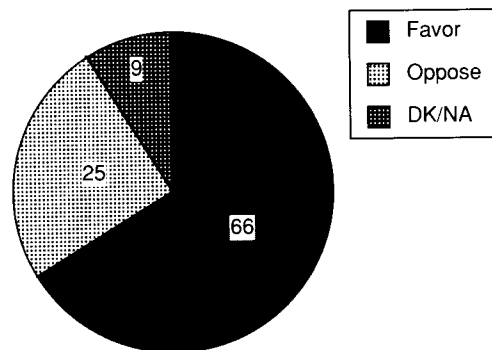
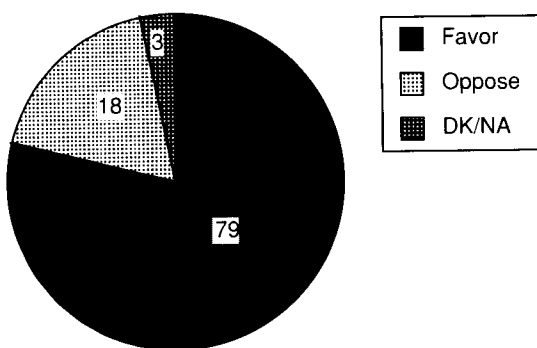
Question: Thinking about everything that has to do with health care and medicine, what do you think is the main problem facing health care and medicine in the United States today?

Source: Survey by the Gallup Organization, January 23-February 17, 1992.

Question: For your personal health care and that of your family, which of the following is your biggest concern?

Source: Survey by the Gallup Organization, June, 1992.

GOVERNMENT: DO SOMETHING!



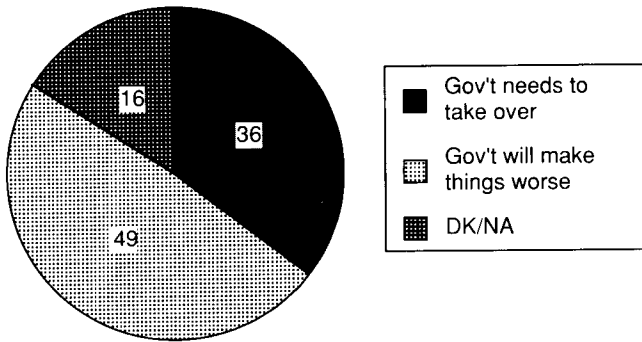
Question: In general, do you strongly favor, favor, oppose, or strongly oppose implementation, by the United States government, of some type of national health insurance system?

Source: Survey by the Gallup Organization, January, 1992.

Question: Do you favor or oppose national health insurance, which would be financed by tax money, paying for most forms of health care?

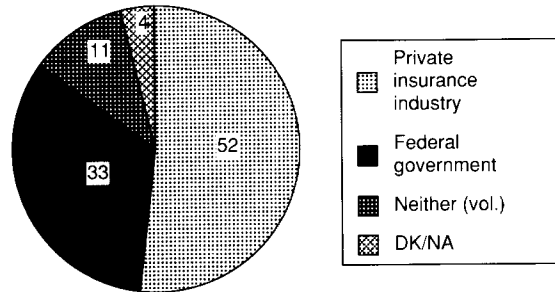
Source: Survey by CBS News/New York Times, July 8-11, 1992.

BUT GREAT DOUBTS ABOUT LIKELY FEDERAL PERFORMANCE



Question: Some people say that the health insurance crisis is so bad that it is time for the government to take it over to control costs and provide insurance for all Americans. Other people say that as bad as the health insurance crisis is, if government gets involved, things will only get worse. Which comes closest to your point of view or don't you have an opinion on this?

Source: Survey by Mellman and Lazarus, January 2-7, 1992.

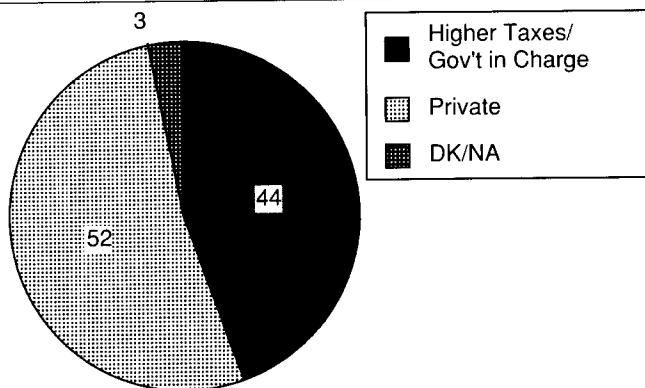
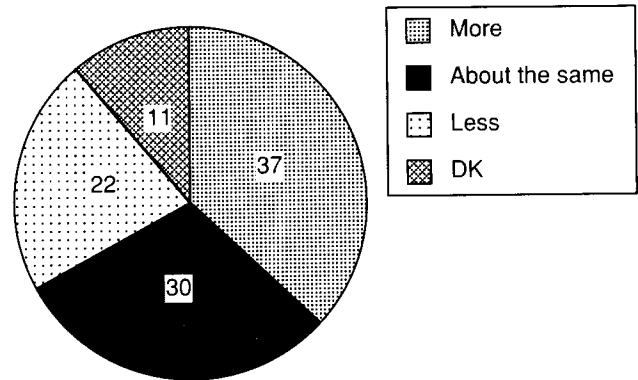


Question: If it came down to a choice, would you more confidently entrust the management of the American health care system to...the private insurance industry or the federal government?

Source: Survey by the Gallup Organization, February, 1992.

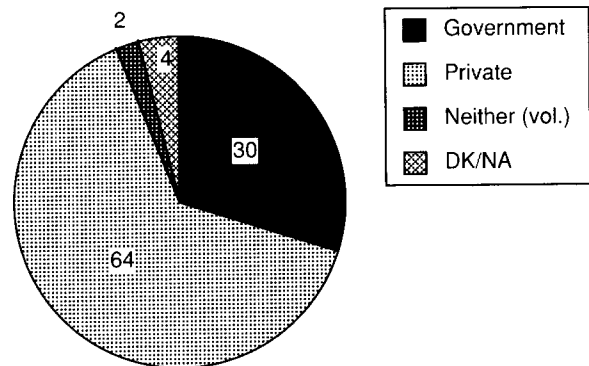
Question: How about you personally? Do you think that under a government-run national health insurance plan you would pay more, the same, or less (than if it is run by the private sector)—or don't you have an opinion on this?

Source: Survey by Mellman and Lazarus, January 2-7, 1992.



Question: Would you rather pay higher taxes and have the government be in charge of the organization and delivery of health care services, or would you rather pay more money out of your pocket directly to private doctors and hospitals, with government involvement only for people who cannot pay for their own care?

Source: Survey by the Gallup Organization, January 23-February 17, 1992.



Question: Which of the following do you think is the better way to deal with our nation's health care problems?...government-sponsored national health insurance or reform of our current private health care system?

Source: Survey by the Gallup/CNN/USA Today, January 28, 1992.