

Politics 1995

# A New "Contract with America"?

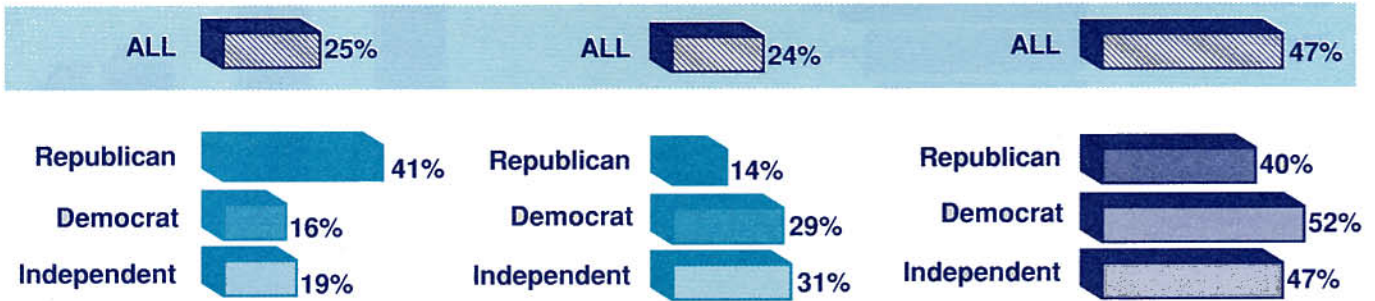
## Lots of Public Unawareness

**Question:** What is your opinion of the "Contract with America" signed by Republican candidates for Congress this fall? Do you see it more as...

...A serious promise for which the new Republican Congress should be held responsible.

...Just a campaign promise that shouldn't be taken seriously.

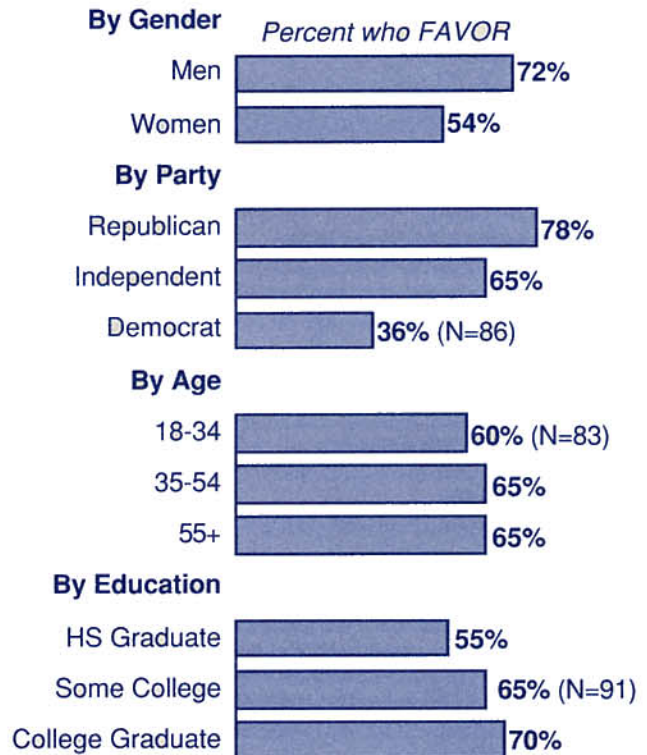
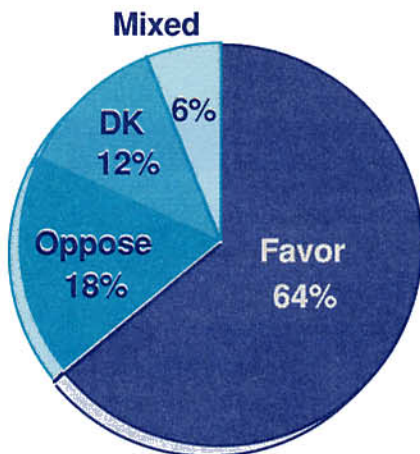
...Haven't heard about the Contract.



Source: Survey by Princeton Survey Research Associates for Newsweek, December 27-28, 1994.

## But Support for the General Idea

**Question:** Do you generally favor or oppose the proposals contained in the Contract with America?\*

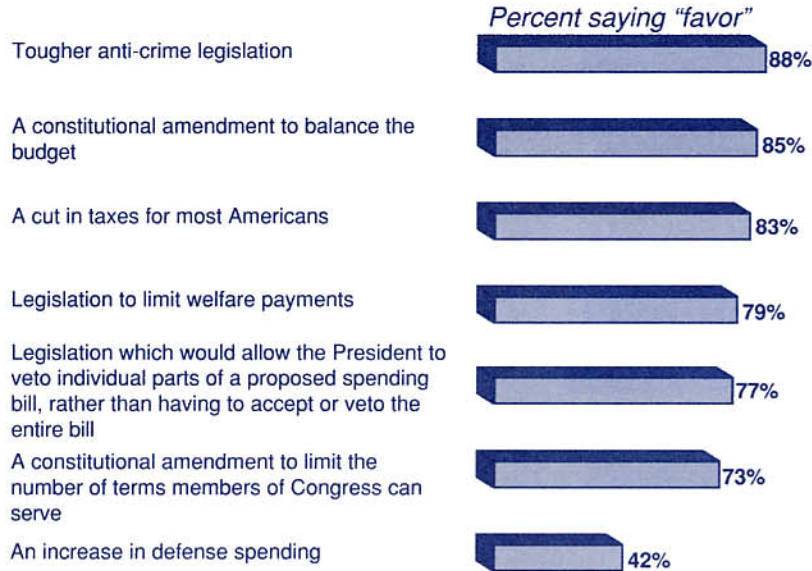


\*Asked of those (36%) who had heard of the "Contract with America."

Source: Survey by the Gallup Organization for CNN/USA Today, December 28-30, 1994.

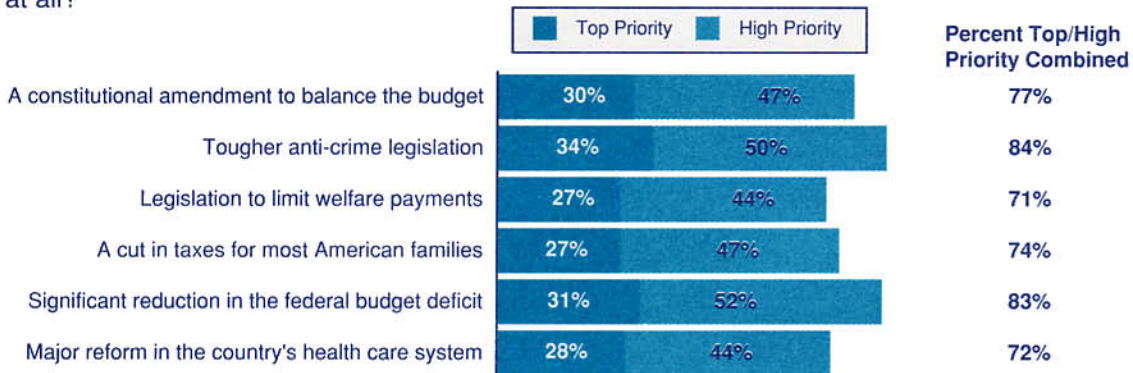
# The Direction Specified in Most of the “Contract’s” Planks Finds High Public Backing

**Question:** Here are some proposals in the Contract with America.... For each one, please tell me whether you favor or oppose it?




**Source:** Survey by the Gallup Organization for CNN/USA Today, November 28-29, 1994.

**Question:** Here are some proposals members of Congress have made. For each one please tell me whether you think it should be the top priority for Congress to pass within the first 100 days, a high priority, a low priority, or no priority at all?



**Source:** Survey by the Gallup Organization for CNN/USA Today, December 28-30, 1994.

**Question:** Thinking about the next Congress and what it should do... Please tell me whether you think each of the following should be a high priority for Congress to act on next year (1995), a low priority for action, or should not be a priority for Congress at all?



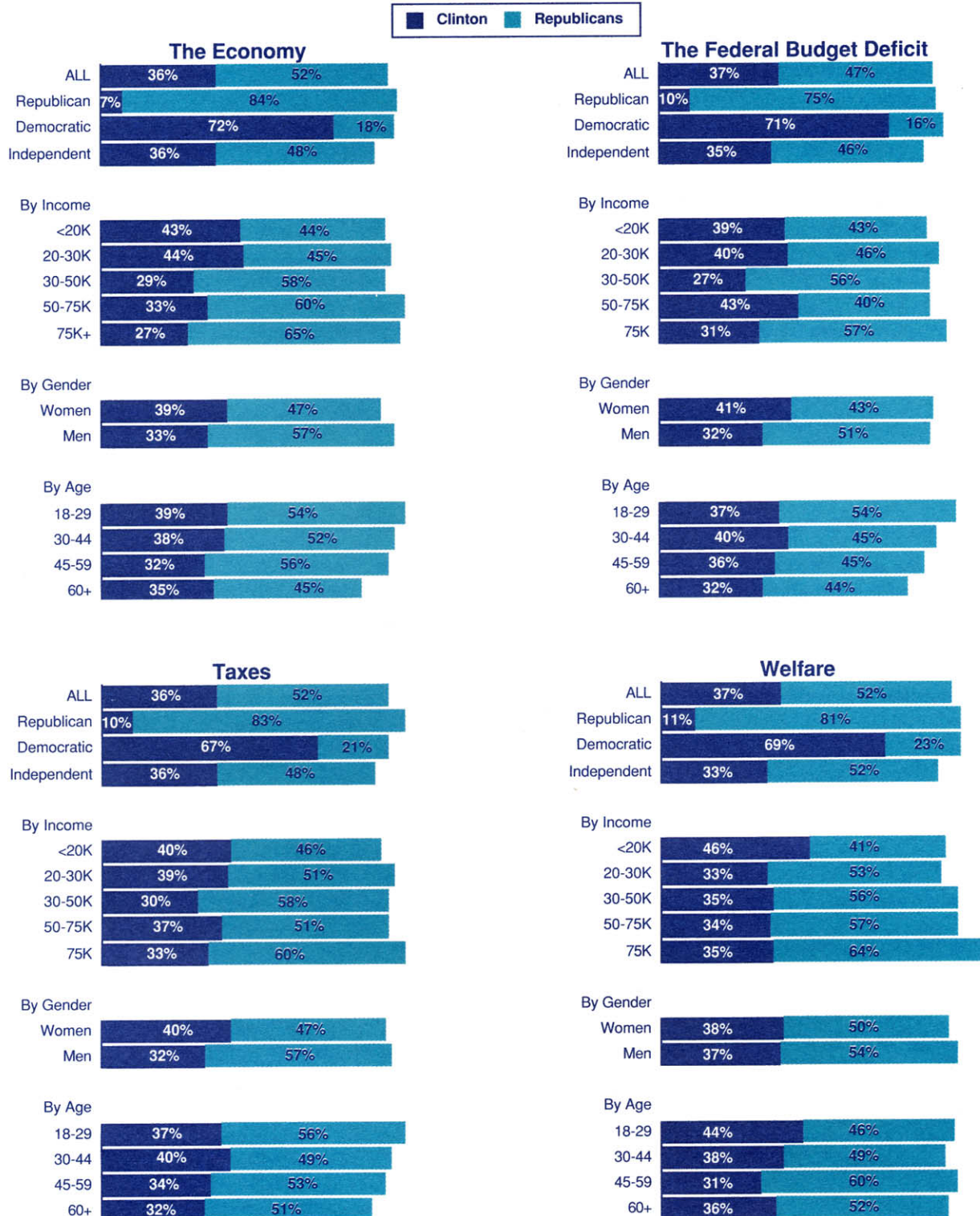
**Source:** Survey by Yankelovich Partners for Time/CNN, November 9, 1994.



Politics 1995

# The President vs. The Congress—Round 1

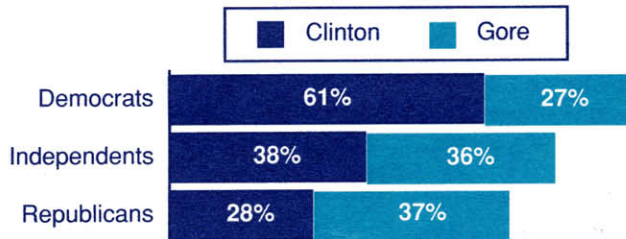
**Question:** Who do you have the most confidence in when it comes to handling the following problems—President Clinton or Republican leaders?



**Source:** All data shown, except for welfare, survey by the Gallup Organization for CNN/USA Today, December 16-18, 1994. For Welfare data, survey by the Gallup Organization, December 2-5, 1994.

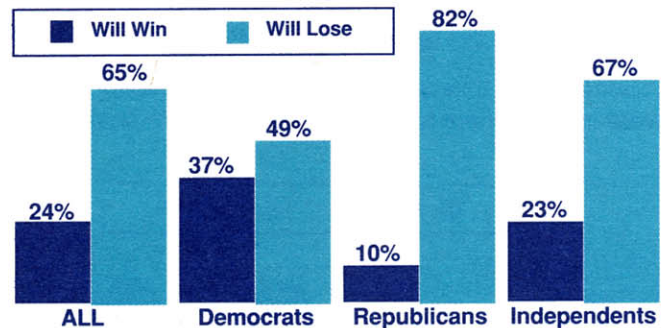
## Clinton at Year 3—Down, Not Out

**Question:** Who would you like to see the Democratic Party nominate for President in 1996.... Bill Clinton or Al Gore?



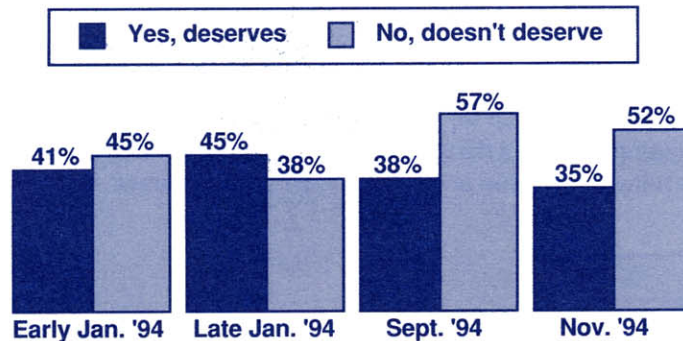
**Source:** Survey by the Gallup Organization for CNN/USA Today, December 16-18, 1994.

**Question:** Please give me your best guess... If President Clinton decides to run for re-election, do you think he will win the presidential election in 1996, or do you think he will lose?



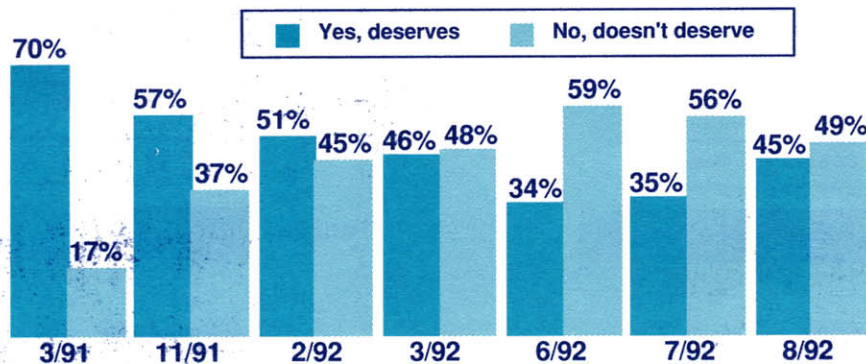
**Source:** Survey by Yankelovich Partners for Time/CNN, January 5, 1995.

## The Responding Democrats' Choice, But Looks Weak to All "Deserves Re-Election?" Response Turns Negative



**Note:** January and September data points from the Gallup Organization. Question wording: Do you think President Bill Clinton deserves to be re-elected or not? November 1994 data point from Yankelovich Partners. Question wording: In your view, does President Clinton deserve to be re-elected or not?

## It Had Turned Negative on Bush in 1992



**Note:** March 1991-92 data points from Yankelovich Clancy Shulman. Question wording: 3/91, If **President Bush** runs for re-election next year, do you think that he deserves to be re-elected or do you think that it's time to give a new person a chance? Question wording: 1992 data points, In your view does President Bush deserve to be re-elected as President, or not? November 1991 data point from the Gallup Organization. Question wording: Please tell me whether or not you think each of the following political office holders deserves to be re-elected....President Bush (asked of registered voters)?



Politics 1995

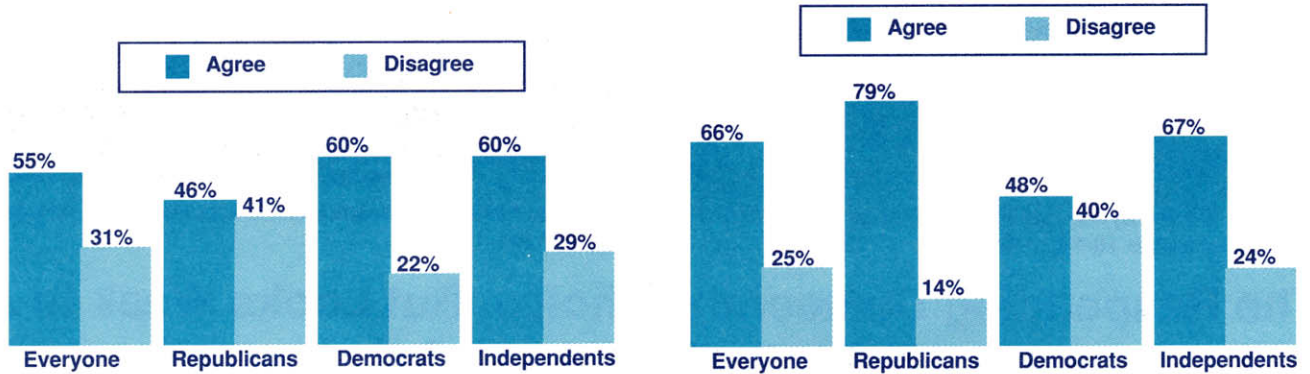
# How Do The Key Political Players Do Right Now?

## The Speaker's Outspoken—But That's Not Necessarily Bad

**Question:** Please tell me whether you agree or disagree with each of the following statements about Newt Gingrich?

...Some of the things Gingrich has said in recent weeks were inappropriate for an incoming House Speaker.

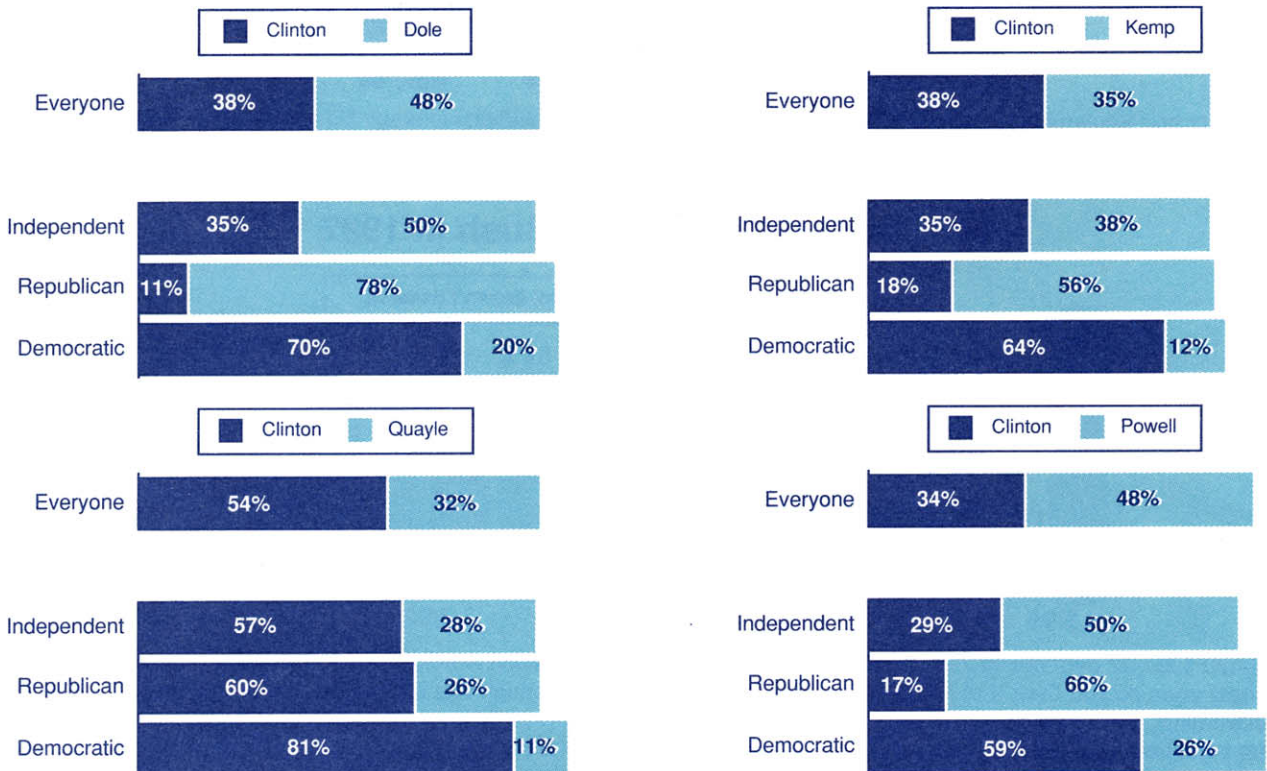
...Gingrich says a lot of things that need to be said, but most politicians are afraid to say.



Source: Survey by the Gallup Organization for CNN/USA Today, December 16-18, 1994.

## The President vs His Best Known (Right Now) Challengers

**Question:** Suppose Bill Clinton does run for re-election...Please tell me how you would be likely to vote if the 1996 presidential election came down to a choice between Clinton and each of the following possible challengers. What if you had to choose between Clinton and...Bob Dole? (If don't know, ask:) As of today, do you lean more to Clinton or Dole?



Source: Survey by Princeton Survey Research Associates for Newsweek, December 27-28, 1994.



# “Most Admired” Man And Woman

The President usually wins, but not always, and the percentages naming him vary greatly over time. How does Bill Clinton fare?

Presidents’ spouses usually fare less well than presidents.

Mother Teresa and Eleanor Roosevelt are the all-time champs.

	Name	Percent Naming Him
1994		
1st Choice	Clinton	9
2nd Choice	Carter	6
1993		
1st Choice	Clinton	15
2nd/Tied	Bush, Gorbachev, Jessee Jackson	3
1992		
1st/Tied	Bush, Clinton	11
1990		
1st	Bush	16
2nd	Gorbachev	9
1983		
1st	Reagan	19
2nd	Billy Graham	3
1981		
1st	Reagan	19
2nd	John Paul II	7
1979		
1st	John Paul II	12
2nd	Ted Kennedy	9
1978		
1st	Carter	22
2nd/Tied	Billy Graham, John Paul II	13
1974		
1st	Kissinger	19
2nd	Billy Graham	10
1970		
1st	Nixon	11
2nd	Billy Graham	8
1963		
1st	Johnson	30
2nd	Eisenhower	16
1953		
1st	Eisenhower	29
2nd	Churchill	10
1949		
1st/2nd/3rd/Tied	Churchill, Eisenhower, Truman	12

	Name	Percent Naming Her
1994		
1st	Mother Teresa	11
2nd	Clinton	9
1993		
1st	Clinton	15
2nd	Mother Teresa	11
1992		
1st	Mother Teresa	11
2nd	Bush	10
1991		
1st	Bush	16
2nd	Mother Teresa	11
1990		
1st	Thatcher	22
2nd	Bush	9
1984		
1st	Thatcher	21
2nd	Ferraro	19
1981		
1st/2nd/3rd/Tied	Reagan, Mother Teresa, Thatcher	5
1979		
1st	Carter	8
2nd/3rd/4th/Tied	Ford, Mother Teresa, Thatcher	4
1963		
1st	Kennedy	60
2nd	Johnson	8
1958		
1st	Roosevelt	26
2nd	Mme. Chiang, Kai-shek	8
1954		
1st	Roosevelt	27
2nd	Eisenhower	6
1949		
1st	Roosevelt	32
2nd/3rd/Tied	Clare Booth Luce, Sister Kenny	3

Source: Surveys by the Gallup Organization.