

DRUGS: THE PUBLIC'S RESPONSE TO A NATIONAL CRISIS

PAST AND PRESENT USE BY AGE

	12-17 yrs.		18-25 yrs		26+ yrs.		Total	
	<u>Ever/Current</u> <u>Used/User</u>		<u>Ever/Current</u> <u>Used/User</u>		<u>Ever/Current</u> <u>Used/User</u>		<u>Ever/Current</u> <u>Used/User</u>	
Marijuana	17%	6%	56%	16%	31%	4%	33%	6%
Cocaine	3	1	20	5	10	1	11	2
Heroin	1	*	*	*	1	*	1	*
Sedatives	2	1	6	1	3	*	4	*
Tranquilizers	2	*	8	1	5	1	5	1
Alcohol	50	25	90	65	89	55	85	53

*Amounts of less than .5% are not listed.

NOTE: 1988 National Household Survey on Drug Abuse, of people 12 years of age and older, National Institute on Drug Abuse.

DRUGS: TRENDS IN USE BY HIGH SCHOOL SENIORS

	<u>Class of 1979</u>	<u>Class of 1981</u>	<u>Class of 1983</u>	<u>Class of 1985</u>	<u>Class of 1988</u>
Marijuana	51%	46%	42%	41%	33%
Cocaine	12	12	11	13	8
Heroin	1	1	1	1	1
Sedatives	10	11	8	6	4
Tranquilizers	10	8	7	6	5
Alcohol	88	87	87	86	85

NOTE: Surveys in the "Monitoring the Future" project. Lloyd D. Johnston, Jerald G. Bachman, and Patrick M. O'Malley, principal investigators. Survey Research Center, Institute for Social Research, The University of Michigan. The data reported are the responses of a national sample of high school seniors in the years indicated.

DRUGS: TRENDS IN USE AND LEGALIZATION AMONG TEENS

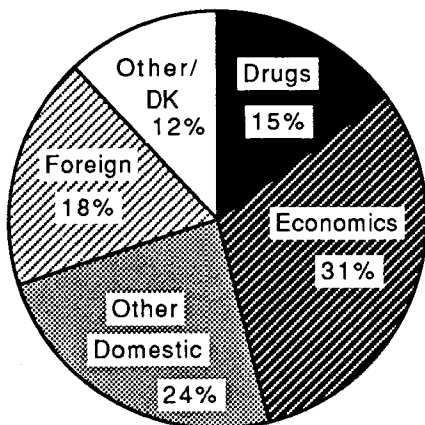
MARIJUANA

	<u>Oppose its Legal- ization</u>	<u>Oppose Decriminal- ization</u>	<u>Ever Used</u>	<u>Used in Past Month</u>
1988	89%	77%	11%	2%
1987	88	76	16	5
1986	82	70	24	6
1985	87	73	23	8
1983	80	70	19	8
1982	74	60	37	13
1981	74	57	37	13
1980	68	46	40	na
1979	65	44	41	27
1978	62	42	39	27

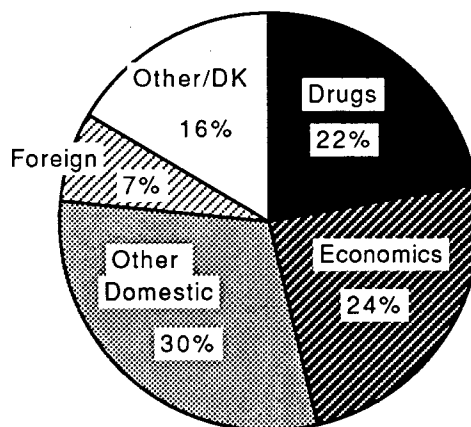
NOTE: Gallup Youth Surveys of the years indicated of persons 13-17 years of age.

DRUGS: MORE PRESS COVERAGE, MORE SALIENCE

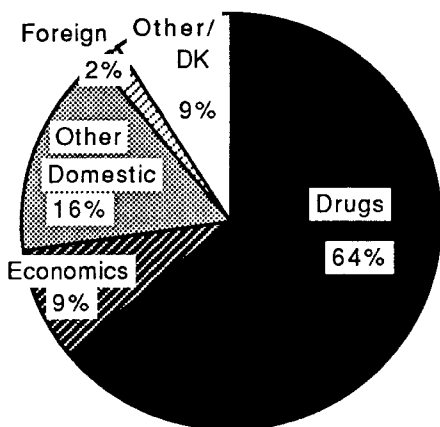
Question: What do you think is the most important problem facing this country today?



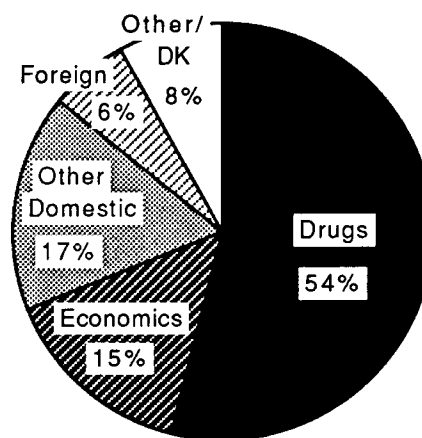
January 12-15, 1989



July 25-30, 1989



September 6-8, 1989



September 17-20, 1989

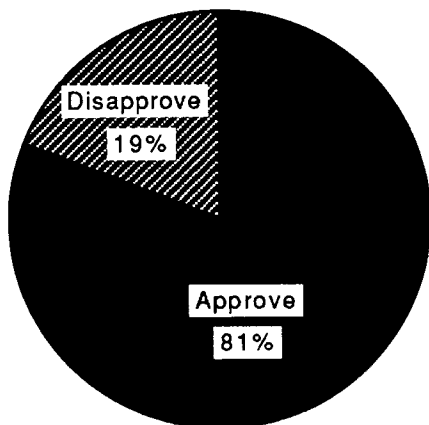
NOTE: Surveys by CBS News/*New York Times*.

DRUGS: THE BUSH PROGRAM

Registered Voters

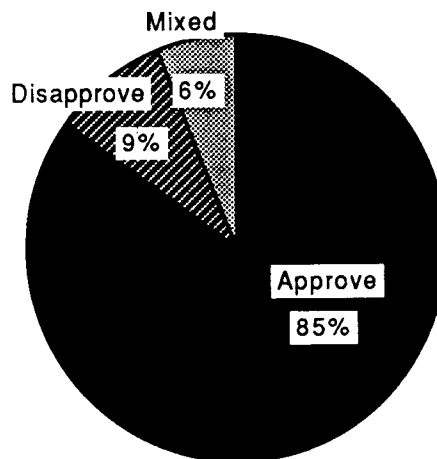
OVERALL APPROVAL

Asked only of those Who Had Heard/Read About Proposals (63%)



"Do you approve or disapprove of President Bush's program to deal with the Problem of drugs?"

NOTE: Survey by NBC News/
Wall Street Journal, Sept. 16-19, 1989.



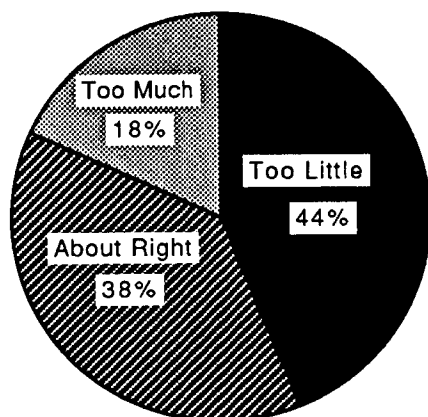
"Would you say you approve or disapprove of most of his (President Bush's) proposals (to deal with the illegal drug problem)?"

NOTE: Survey by ABC News/
Washington Post, Sept. 6, 1989.

ENOUGH SPENDING

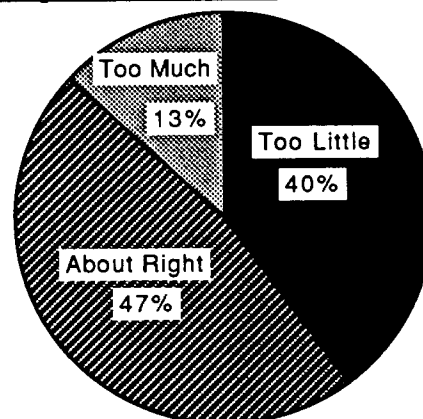
All Respondents

Asked Only of Those Who Had Heard/Read About Proposals (63%)



"Is it your impression that President Bush's plan calls for spending too much money to combat drug use, too little money or the right amount of money?"

NOTE: Survey by the Gallup Organization, Sept. 7-10, 1989.




"...Do you think the amount of money Bush plans to spend on fighting the drug problem is too much, too little or about the right amount?"

NOTE: Survey by ABC News/
Washington Post, Sept. 6, 1989.

DRUGS: THE BUSH PROGRAM

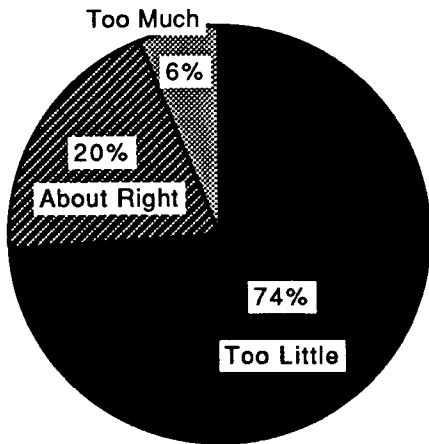
EFFECTIVENESS

QUESTION: "Do you think George Bush will or will not be able to significantly reduce the drug problem in this country?"



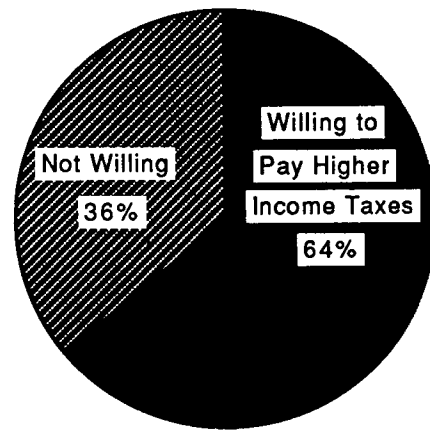
NOTE: Surveys by CBS News/*New York Times*. The "Don't Know/No Answer" responses were 9%, 18%, and 8% for the respective askings.

DRUGS: MORE TAXING AND SPENDING?



"...Are we spending too much, too little, or about the right amount on...dealing with drug addiction?"


NOTE: Survey by the National Opinion Research Center, General Social Survey, Feb.-April, 1989.



"Would you, yourself, be willing to pay higher federal income taxes to help combat drug use?"


NOTE: Survey by the Gallup Organization, Sept. 7-10, 1989.

To pay for a bigger federal anti-drug program, would you support or oppose...



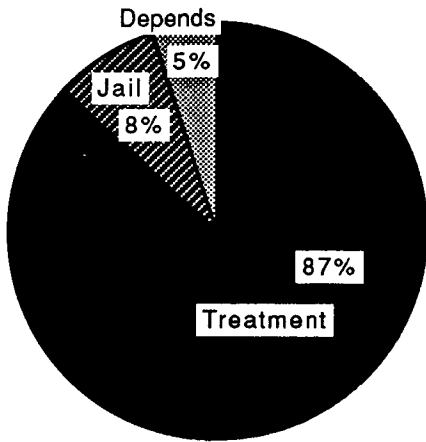
NOTE: Survey by Associates Press/Media General, Sept. 14-24, 1989.

To raise more money for the fight against illegal drugs, how would you feel about the following measures?...

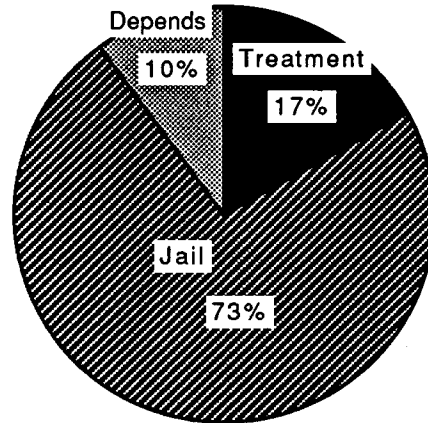


NOTE: Survey by the Gallup Organization for *Newsweek* Sept. 7-8, 1989.

DRUGS: DO SOMETHING--GET TOUGH!



"...What do you think is the best way to deal with a drug user convicted for the first time--jail or treatment?"

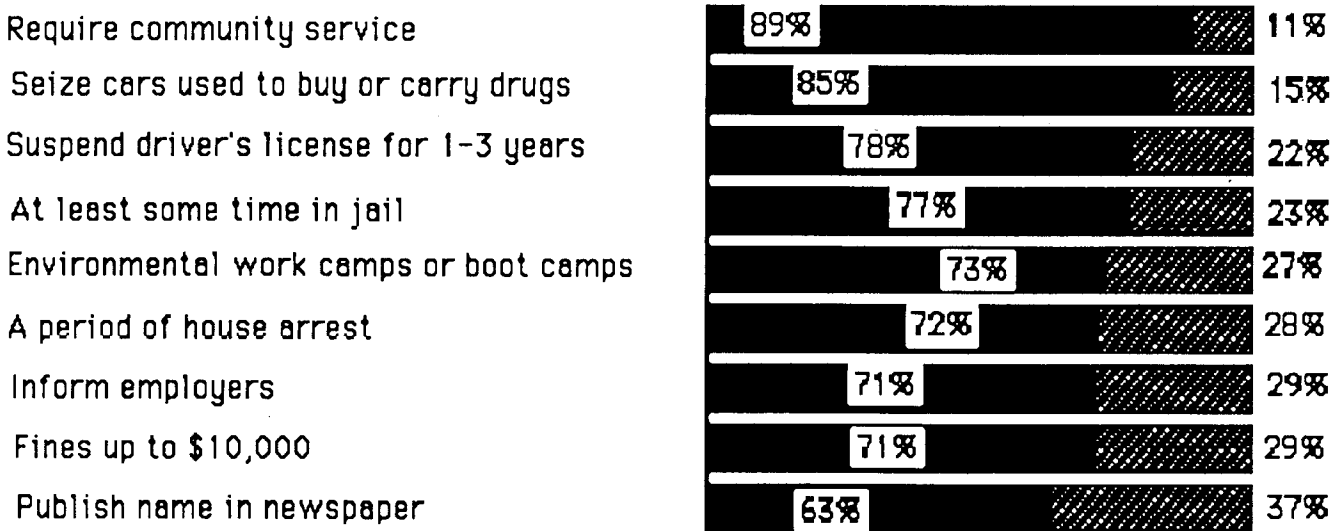


"...What do you think is the best way to deal with a drug user convicted several times--jail or treatment?"

Note: Survey by CBS News/*New York Times*, Sept. 6-8, 1989.

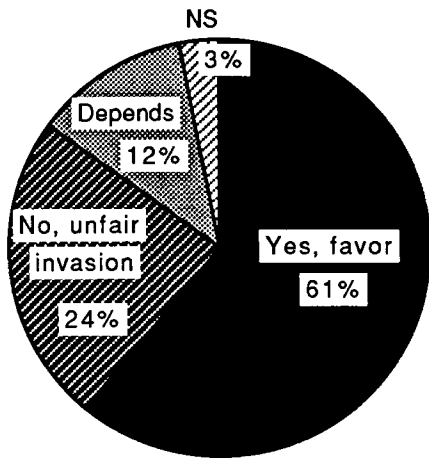
"Do you support or oppose the following punishments for casual users?..."

% who support

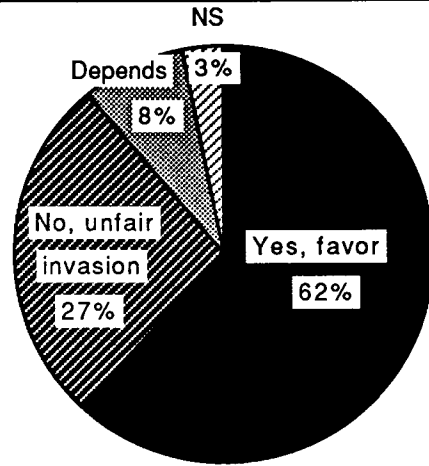


Note: Survey by the Gallup Organization for *Newsweek*, Sept. 7-8, 1989.

DRUGS: THE ISSUE OF MANDATORY TESTING




"Would you favor a policy that would require workers in general to be tested to determine whether they have used illegal drugs recently, or would that be an unfair invasion of privacy?"



"...What about high schools? Would you favor a policy requiring high school students to be tested to determine whether they have used illegal drugs recently, or would that be an invasion of the students' privacy?"

Note: Survey by CBS News/*New York Times* Sept. 6-8, 1989.

"...[Do you]...support mandatory drug testing of persons in each of these jobs?"



NOTE: Survey by Decision/Making/Information for *Populus, Inc.*, May 15-18, 1986. An ABC News/*Washington Post* survey of Sept. 6, 1989, showed that 94% favored mandatory testing for airline pilots, 93% for police officers, 84% for professional athletes, and 68% for high school students.