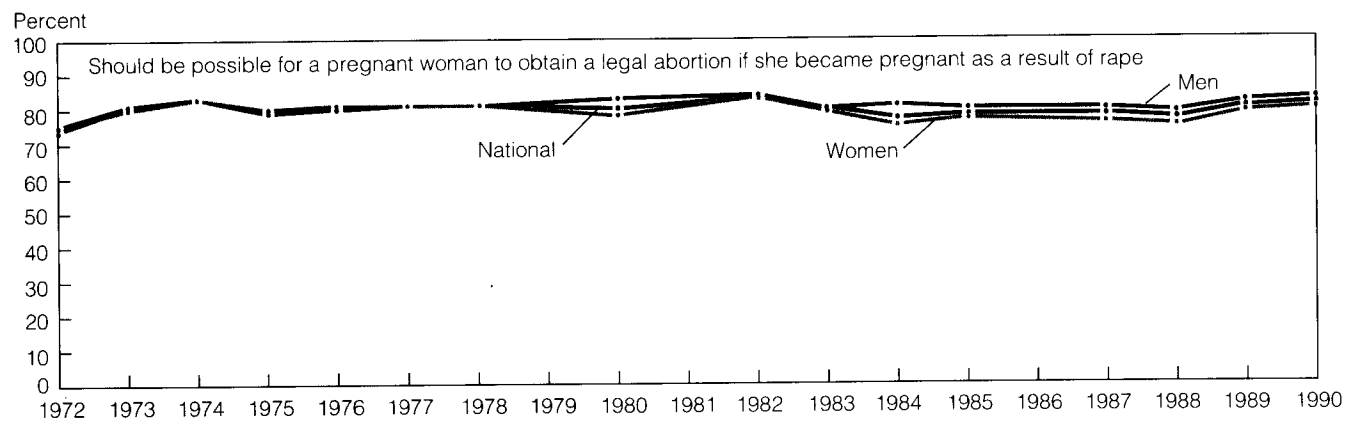
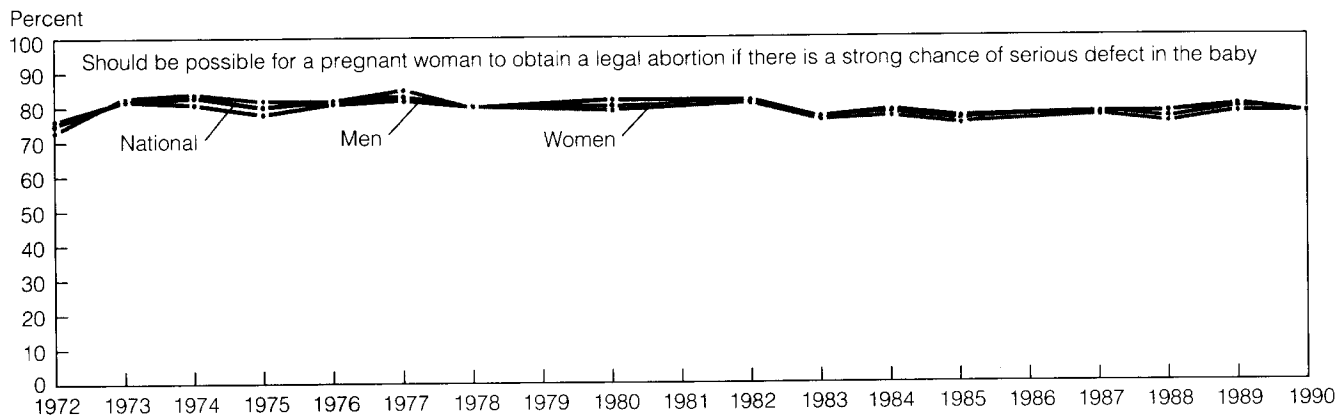


IS ABORTION A "WOMEN'S ISSUE?"

Question: Please tell me whether or not you think it should be possible for a pregnant woman to obtain a legal abortion if ...

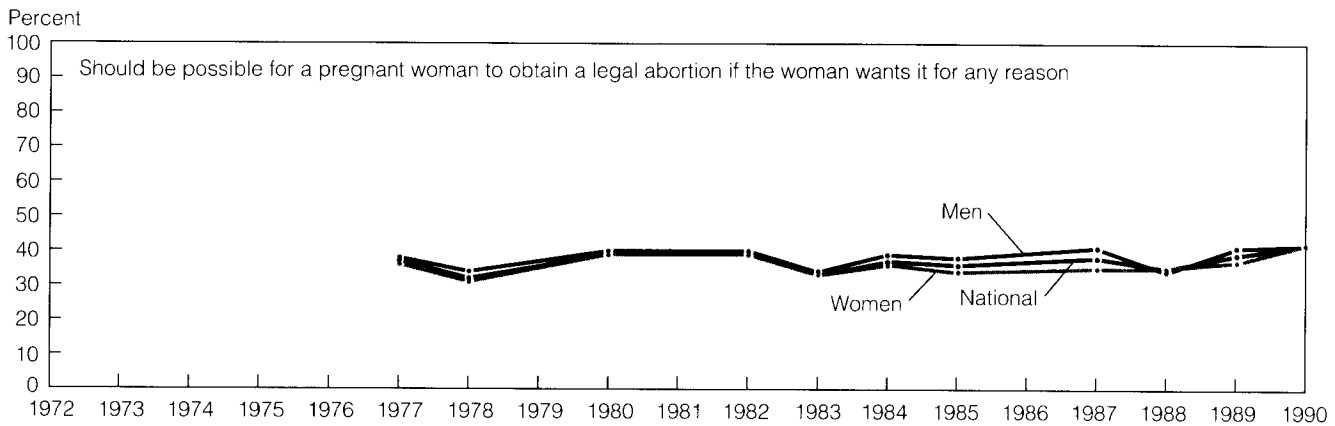
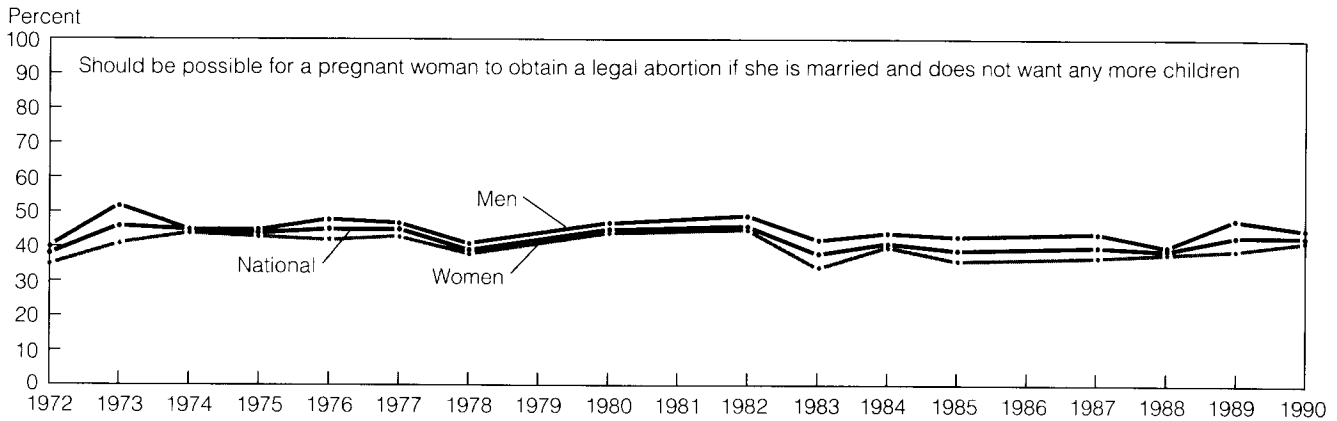


Source: Surveys by the National Opinion Research Center, latest that of February-April, 1990.

	Should be able to obtain a legal abortion ...						If she became pregnant as a result of rape							
	If there is a strong chance of serious defect in the baby		Men		Women		Men		Women		Men		Women	
Year	Yes	No	Yes	Yes	18-29 Yes	18-29 Yes	Yes	No	Yes	Yes	18-29 Yes	18-29 Yes	Yes	Yes
1972	75%	20%	76%	73%	79%	84%	75%	20%	74%	75%	75%	82%	81%	81%
1973	82	15	82	83	85	83	81	16	81	80	86	86	87	89
1974	83	14	81	84	85	86	83	13	83	83	87	89	87	89
1975	80	16	78	82	81	83	80	16	79	80	85	83	85	83
1976	82	16	81	82	84	90	81	16	80	81	83	89	83	89
1977	83	14	82	85	82	90	81	16	81	81	81	82	90	82
1978	80	18	80	80	86	85	81	16	81	81	90	82	80	82
1980	80	16	82	79	81	84	80	16	83	78	80	83	80	83
1982	81	15	82	81	81	82	83	13	84	83	83	84	83	84
1983	76	20	77	76	77	78	80	16	80	79	83	78	83	78
1984	78	19	79	77	77	82	77	19	81	75	84	79	81	79
1985	76	21	77	75	77	80	78	18	80	77	81	82	81	82
1987	77	20	78	77	77	76	78	18	80	76	82	76	82	76
1988	76	21	78	75	80	82	77	18	79	75	81	85	81	85
1989	79	18	80	78	77	80	80	16	82	79	84	84	84	84
1990	78	18	78	78	80	90	81	15	83	80	89	89	89	89

The Supreme Court's July 1989 *Webster v. Reproductive Health Services* decision on abortion has not been followed by any shift in national attitudes.

Question: Please tell me whether or not you think it should be possible for a pregnant woman to obtain a legal abortion if ...



Source: Surveys by the National Opinion Research Center, latest that of February-April, 1990.

Should be able to obtain a legal abortion ...

If she is married and does not want any more children

			Men Yes	Women Yes	Men 18-29 Yes	Women 18-29 Yes
	Yes	No				
1972	38%	57%	40%	35%	49%	43%
1973	46	51	52	41	63	50
1974	45	50	45	44	48	53
1975	44	52	45	43	50	46
1976	45	52	48	42	55	53
1977	45	51	47	43	52	48
1978	39	58	41	38	49	41
1980	45	51	47	44	45	51
1982	46	49	49	45	49	48
1983	38	59	42	34	42	38
1984	41	56	44	40	40	47
1985	39	58	43	36	41	40
1987	40	56	44	37	44	42
1988	39	58	40	38	41	40
1989	43	54	48	39	45	44
1990	43	53	45	42	44	41

If she wants one for any reason

			Men Yes	Women Yes	Men 18-29 Yes	Women 18-29 Yes
	Yes	No				
1972	-	-	-	-	-	-
1973	-	-	-	-	-	-
1974	-	-	-	-	-	-
1975	-	-	-	-	-	-
1976	-	-	-	-	-	-
1977	37%	60%	38%	36%	39%	36%
1978	32	65	34	31	41	36
1980	39	57	40	39	40	48
1982	39	56	40	39	39	45
1983	33	64	34	33	32	38
1984	37	60	39	36	39	40
1985	36	61	38	34	40	39
1987	38	58	41	35	44	39
1988	35	61	34	35	38	39
1989	39	57	41	37	41	41
1990	42	54	42	42	41	44

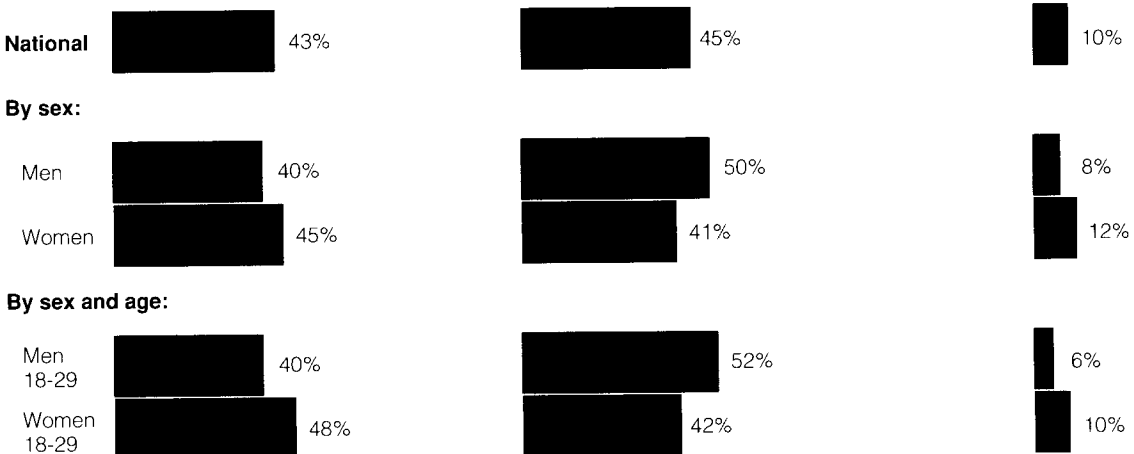
Men and women do not differ significantly on abortion. This is true for young men and women, too, who look very much like the nation as a whole.

Question: Which of these positions best represents your views about abortion?

A woman should be able to get an abortion if she wants one no matter what the reason

Abortion should be legal only in certain circumstances, such as when a woman's health is endangered or when pregnancy results from rape or incest

Abortion should be illegal in all circumstances




Source: Survey by Yankelovich Clancy Shulman for *Time* and Cable News Network, April 9-10, 1990.

Question: Do you favor or oppose leaving the decision to have an abortion to the woman and her physician?

Question: Regardless of whether you think abortion should be allowed or not, do you personally believe having an abortion is wrong?

Favor leaving the decision to have an abortion to the woman and her physician

Personally believe having an abortion is wrong



Source: Survey by Yankelovich Clancy Shulman for *Time* and Cable News Network, April 9-10, 1990.

Note: The Supreme Court decided *Webster v. Reproductive Health Services* on July 3, 1989.
Source: Survey by Yankelovich Clancy Shulman for *Time* and Cable News Network, July 6, 1989.

Abortion activists, pro and con, are mobilizing voters to different degrees in different states. But overall, national opinion shows little movement over the last decade and a half.