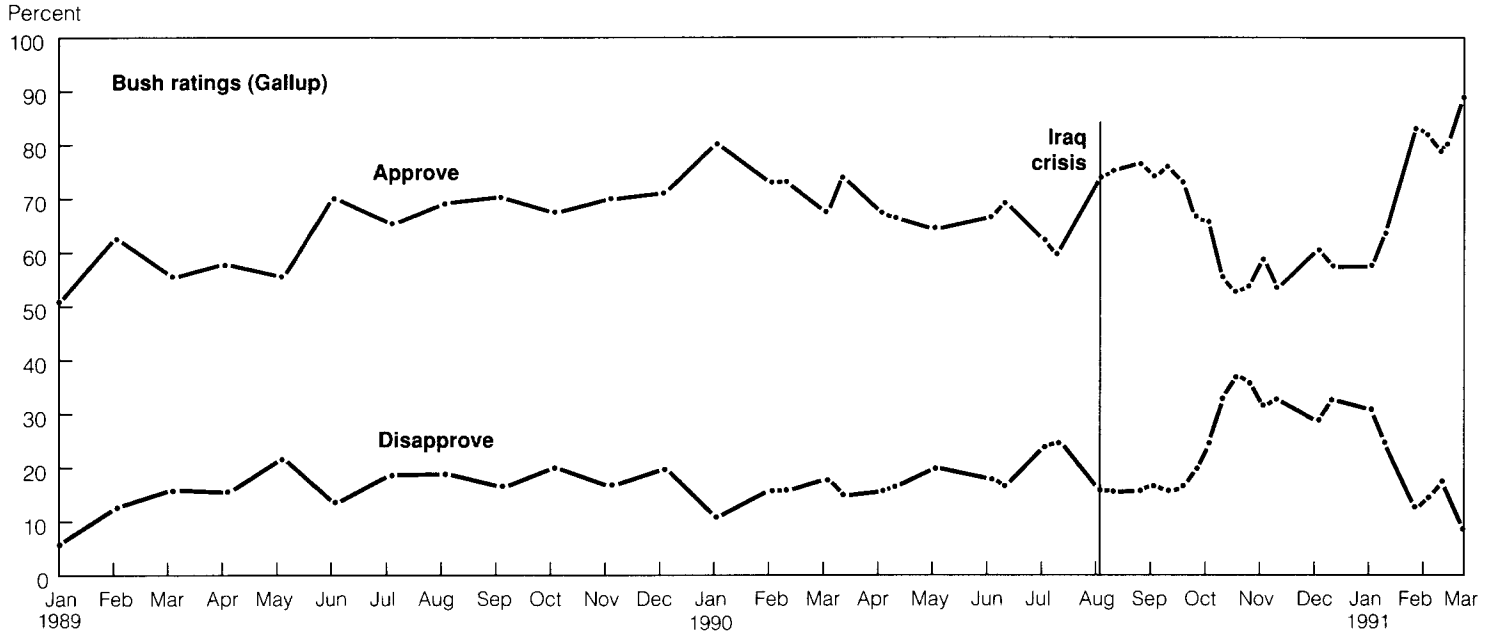


THE BUSH BAROMETER

Bolstered by extraordinarily high ratings for his handling of the Persian Gulf situation, President Bush's ratings far exceed those of his predecessors at the same point in their terms.

Question: **Do you approve or disapprove of the way George Bush is handling his job as president?**



Source: Surveys by the Gallup Organization, latest that of February 28-March 3, 1991.

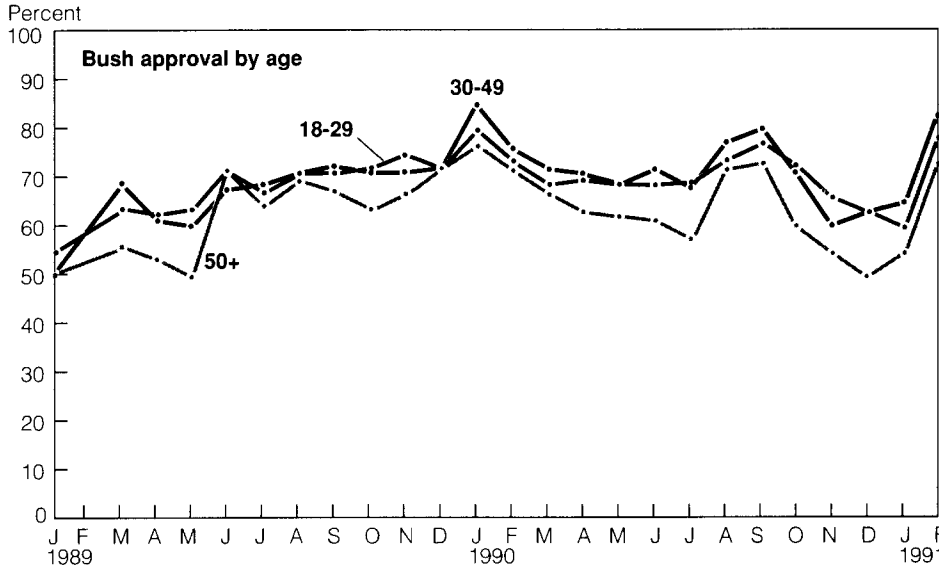
		Approve	Disapprove			Approve	Disapprove		
First Rating									
1989	Gallup	1/24-26	51%	6%	Gallup	11/15-18	54%	33%	
					ABC/WP	11/30-12/2	63	33	
					Gallup	11/29-12/2	63	33	
Last Six Months					Gallup	12/6-9	58	33	
1990	ABC/WP	9/6-9	75	21	Gallup/Newsweek	12/7-8	63	28	
	Gallup	9/10-11	76	16	CBS/NYT	12/9-11	61	27	
	Gallup	9/14-16	73	17	NBC/WSJ	12/8-11	57	36	
	Wirthlin	9/17-19	75	19	LA Times	12/8-12	64	29	
	NBC/WSJ	9/15-18	75	15	CBS/NYT	12/9-11	61	27	
	Gallup	9/27-30	67	20	1991	Gallup	1/3-6	58	31
	Gallup	10/3-4	66	25	CBS/NYT	1/5-7	62	27	
	ABC/WP	10/5-7	65	31	LA Times	1/8-12	67	27	
	CBS	10/7	62	27	Gallup	1/11-13	64	25	
	CBS/NYT	10/8-10	60	20	CBS/NYT	1/11-13	66	25	
	ABC/WP	10/10-14	56	40	NBC/WSJ	1/23	77	15	
	Gallup	10/11-14	56	33	Gallup	1/23-26	83	13	
	Gallup	10/18-21	53	37	ABC/WP	1/23-27	79	19	
	NBC/WSJ	10/19-21	59	32	YCS/Time/CNN	1/24	82	12	
	Gallup	10/25-28	54	36	Gallup	1/30-2/2	82	15	
	NBC/WSJ	10/30-31	56	32	Gallup	2/7-10	79	18	
	CBS/NYT	10/28-31	52	37	CBS/NYT	2/12-13	78	13	
	Gallup	11/1-4	59	32	Gallup	2/14-17	80	14	
	ABC/WP	11/2-4	59	38	LA Times	2/15-17	82	14	
	Gallup	11/8-11	58	33	Gallup	2/21-24	80	13	
	CBS/NYT	11/13-15	55	33	CBS/NYT	2/24-25	85	10	
	LA Times	11/14	61	34	NBC/WSJ	2/26-27	85	11	
					NYT	2/28-3/1	86	10	
					Gallup	2/28-3/3	89	8	

BUSH AND HIS PREDECESSORS			
	After 6th Month	After 12th Month	After 25th Month
Truman (4/45 took office)	75%*	50%	54%*
Eisenhower (1/53)	71	68	71
Kennedy (1/61)	71	77	70
Johnson (11/63)	75	69	63
Nixon (1/69)	65	61	50
Ford (8/74)	39	46	—
Carter (1/77)	67	52	37
Reagan (1/81)	60	47	40
Bush (1/89)	66	80	89

Note: * = ratings after 7th and 26th months in office.
Source: Surveys by the Gallup Organization, latest that of February 28-March 3, 1991.

Support for the president varies little by age. The difference between whites and blacks in presidential approval may have been heightened by the Gulf crisis, though the poll-to-poll volatility—e.g., compare the November and December 1990 results—raises questions as to what the differences really are.

Question: **Do you approve or disapprove of the way George Bush is handling his job as president?**

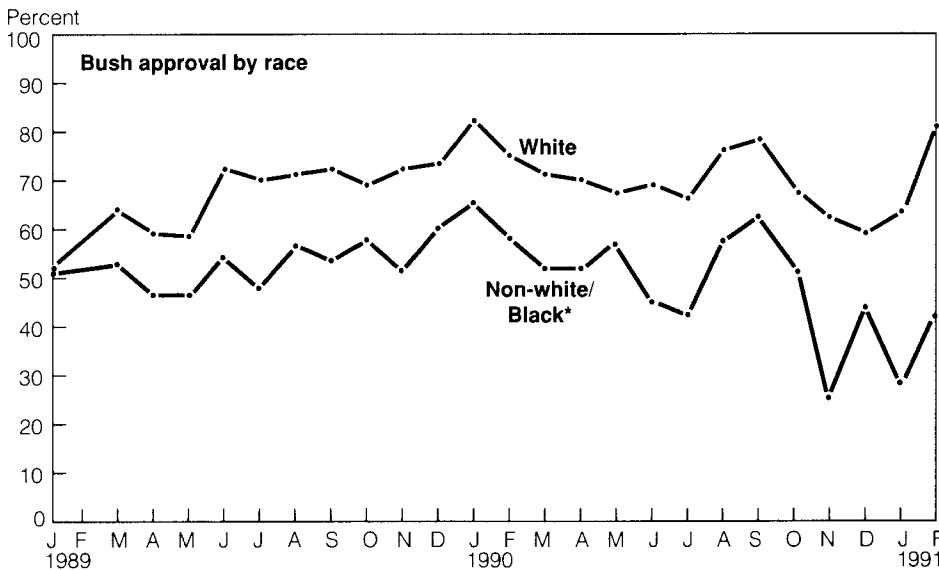


Note: Ratings are taken from first survey of each month.
Source: Surveys by the Gallup Organization, latest that of February 7-10, 1991.

Bush approval by age

	All	18-29	30-49	50+
J/89	51	54	50	50
F/M	63	63	68	56
A	58	62	61	53
M	56	63	59	49
J	70	71	67	71
J	66	67	68	64
A	69	70	70	69
S	70	71	72	67
O	68	71	70	63
N	70	74	70	66
D	71	70	72	72
J/90	80	79	84	76
F	73	73	75	71
M	68	68	71	66
A	68	69	70	63
M	65	68	68	62
J	67	68	71	61
J	63	68	67	57
A	74	73	76	72
S	76	76	79	73
O	66	72	70	59
N	58	65	59	54
D	58	62	62	49
J/91	59	59	64	54
F	79	78	83	73

Question: **Do you approve or disapprove of the way George Bush is handling his job as president?**



Note: * = Non-white, January 1989-January 1990; Black, February 1990-February 1991. Ratings are taken from first survey of each month.
Source: Surveys by the Gallup Organization, latest that of February 7-10, 1991.

Bush approval by race

	All	White	Non-White/Black*	White-Black Diff.
J/89	51	52	51	1
F/M	63	64	53	11
A	58	59	47	12
M	56	58	46	12
J	70	72	55	17
J	66	70	47	23
A	69	71	57	14
S	70	72	54	18
O	68	69	58	11
N	70	72	51	21
D	71	73	61	12
J/90	80	82	66	16
F	73	75	58	17
M	68	71	52	19
A	68	70	52	18
M	65	67	57	10
J	67	69	45	14
J	63	66	42	24
A	74	76	58	18
S	76	78	63	15
O	66	67	51	16
N	58	62	25	37
D	58	59	44	15
J/91	59	63	28	35
F	79	82	43	39