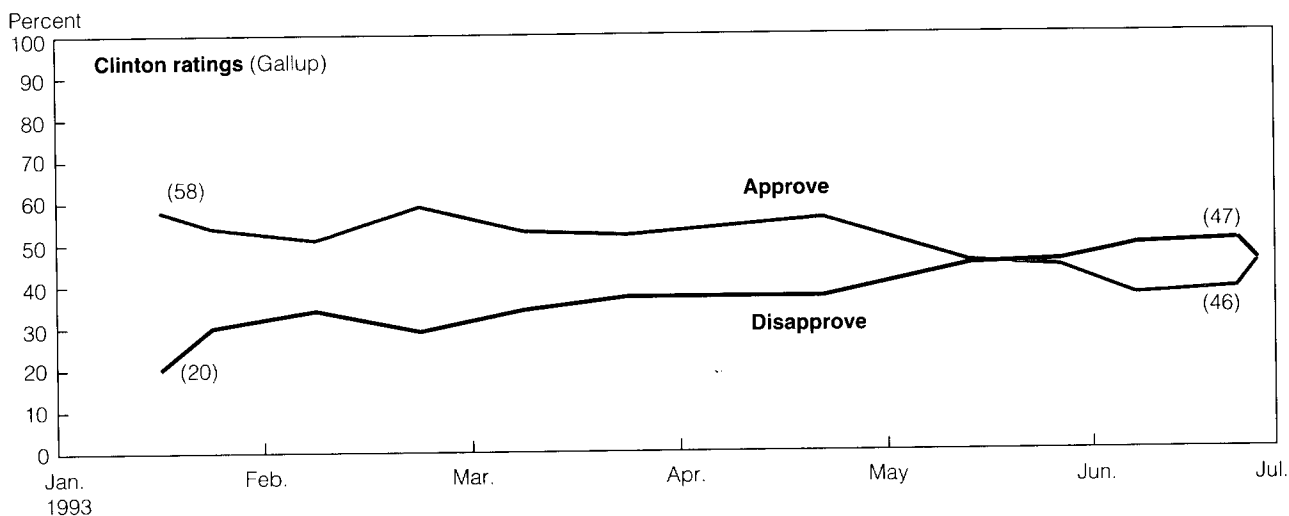


CLINTON'S JOB RATINGS

During May and June, Bill Clinton's approval ratings dropped sharply, pushing him to the lowest level of any elected president at this point in his term. In most polls, his disapproval ratings exceeded his approval ratings.

Question: **Do you approve or disapprove of the way Bill Clinton is handling his job as president?**



Source: Surveys by the Gallup Organization, latest that of June 28-30, 1993.

JOB RATINGS 1993

	Approve	Disapprove
First rating		
1/24-26 Gallup/USA Today/CNN	58%	20%
Recent ratings		
3/5-9 NBC News/Wall Street Journal	57%	26%
3/12-14 Gallup/USA Today/CNN	53	34
3/18 Yankelovich/Time/CNN	53	29
3/22-26 Wirthlin Group	64	29
3/25-26 Gallup/Newsweek	57	30
3/28-31 CBS News/New York Times	55	28
3/29-31 Gallup/USA Today/CNN	52	37
4/1-4 Times Mirror Center	49	29
4/6-8 Wirthlin Group	54	38
4/8-9 PSRA/Newsweek	49	36
4/17-20 NBC News/Wall Street Journal	52	34
4/21-22 Tarrance/Mellman-Lazarus-Lake	55	35
4/21-25 American Viewpoint	57	32
4/22-23 PSRA/Newsweek	52	32
4/22-24 Gallup/USA Today/CNN	55	37
4/23-26 ABC News/Washington Post	59	39
4/27-28 Public Opinion Strategies	46	33
4/28-29 Yankelovich/Time/CNN	48	39
4/29-30 PSRA/Newsweek	46	37
4/29-5/2 Times Mirror Center	45	37
5/4-6 CBS News	49	37
5/10-12 Gallup/USA Today/CNN	45	44
5/12-13 Yankelovich/Time/CNN	47	42
5/20-23 ABC News	46	48
5/21-23 Gallup/USA Today/CNN	44	46
5/25-26 USN&WR/Tarrance/M-L-L	41	48
5/26-27 PSRA/Newsweek	36	50
5/26-27 Yankelovich/Time/CNN	36	50
5/27-29 CBS News	37	49

	Approve	Disapprove
6/1-3 CBS News/New York Times	38%	47%
6/4-8 NBC News/Wall Street Journal	41	50
6/5-6 Gallup/USA Today/CNN	37	49
6/12-14 Los Angeles Times	42	49
6/17-21 Yankelovich/Time/CNN	37	50
6/18-21 Gallup	39	50
6/21-24 CBS News/New York Times*	39	46
6/25-28 ABC News/Washington Post	43	50
6/28-30 Gallup/USA Today/CNN	46	47

*Note: June 27 following the U.S. missile attack on Iraq, 622 respondents were recontacted by CBS/NYT and asked to rate Clinton. Fifty percent approved; 43% disapproved.

CLINTON AND HIS PREDECESSORS APPROVAL RATINGS

	Month took office	After first month	After fifth month
Truman (4/45 took office)	—	—	75%*
Eisenhower (1/53)	—	68%	71%**
Kennedy (1/61)	—	—	74
Johnson (11/63)	—	79	77
Nixon (1/69)	59%	61	63
Ford (8/74)	71	50	39
Carter (1/77)	—	71	63
Reagan (1/81)	51	55	58
Bush (1/89)	51	63	70
Clinton (1/93)	54	59	46

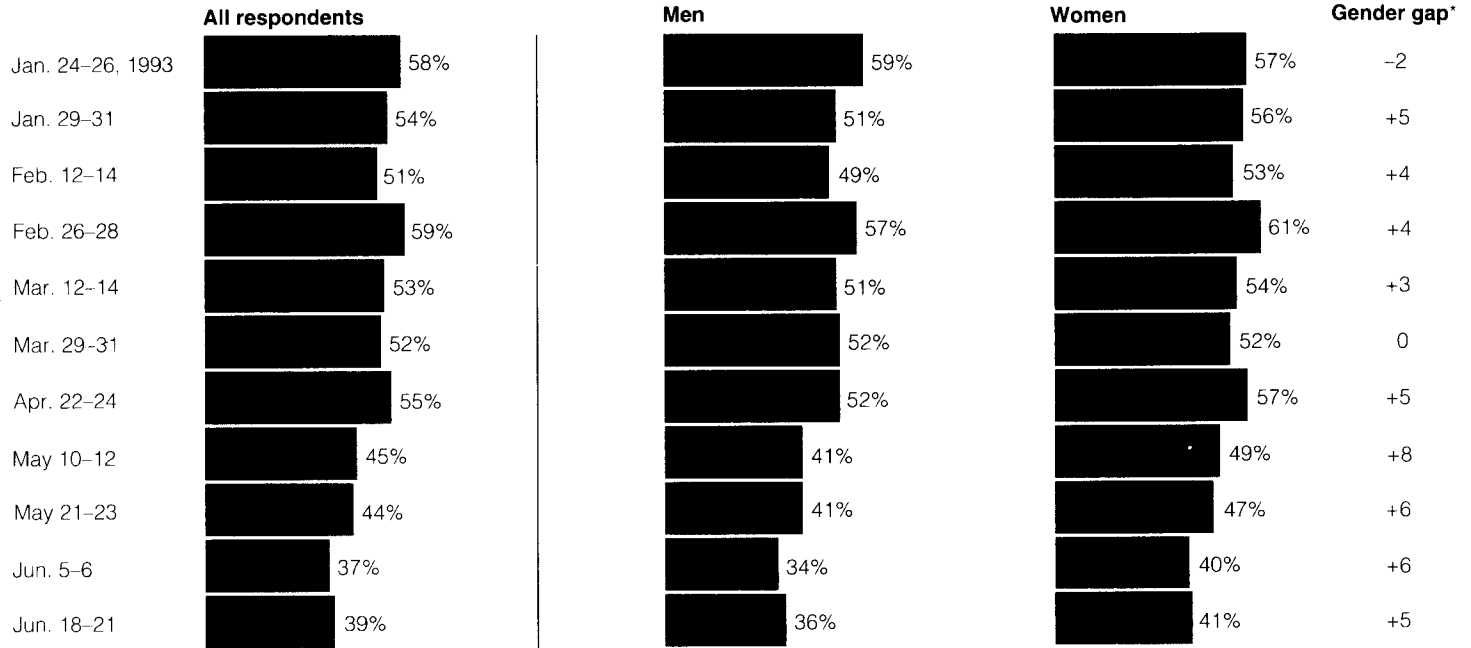
Note: Latest survey of each month shown. *After 7th month; **after 6th month.
Source: Surveys by the Gallup Organization, latest that of June 28-30, 1993.

How Various Groups Rate Clinton

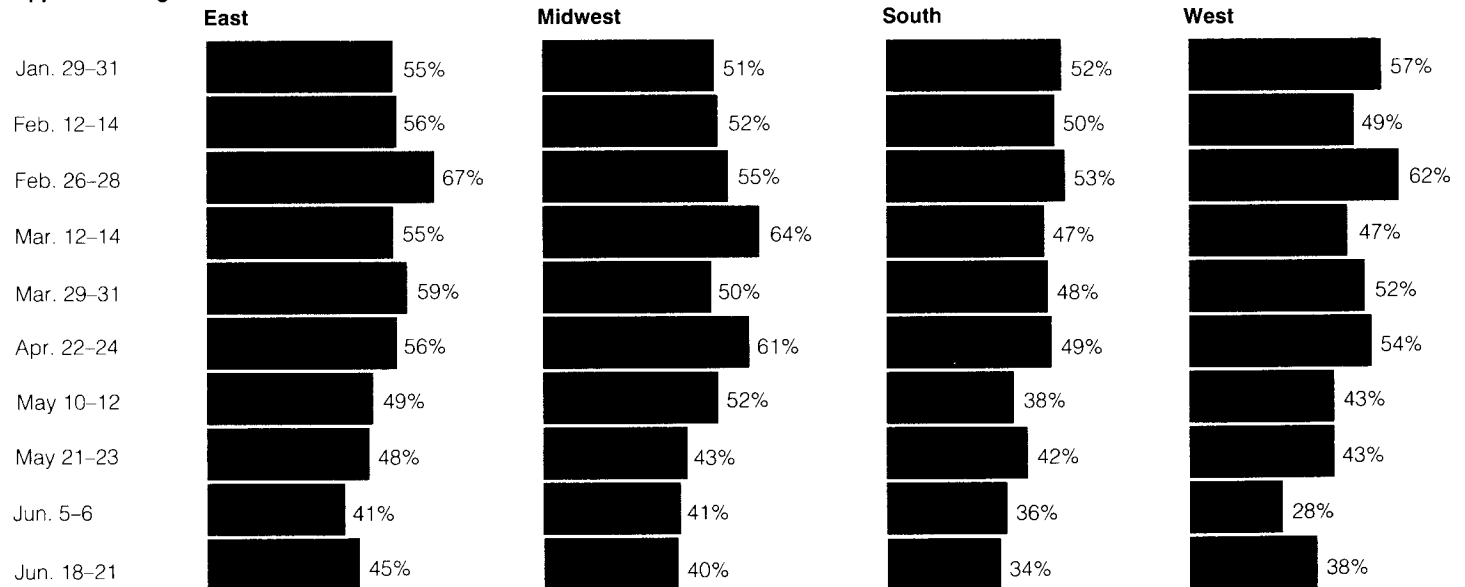
During the campaign and on election day, women gave Clinton more support than men did. The data below show that this pattern holds true for his job ratings, too. Respondents in the East and Midwest have consistently rated Clinton higher than their counterparts in the South and West.

Question: **Do you approve or disapprove of the way Bill Clinton is handling his job as president?**

Approval ratings



Approval ratings

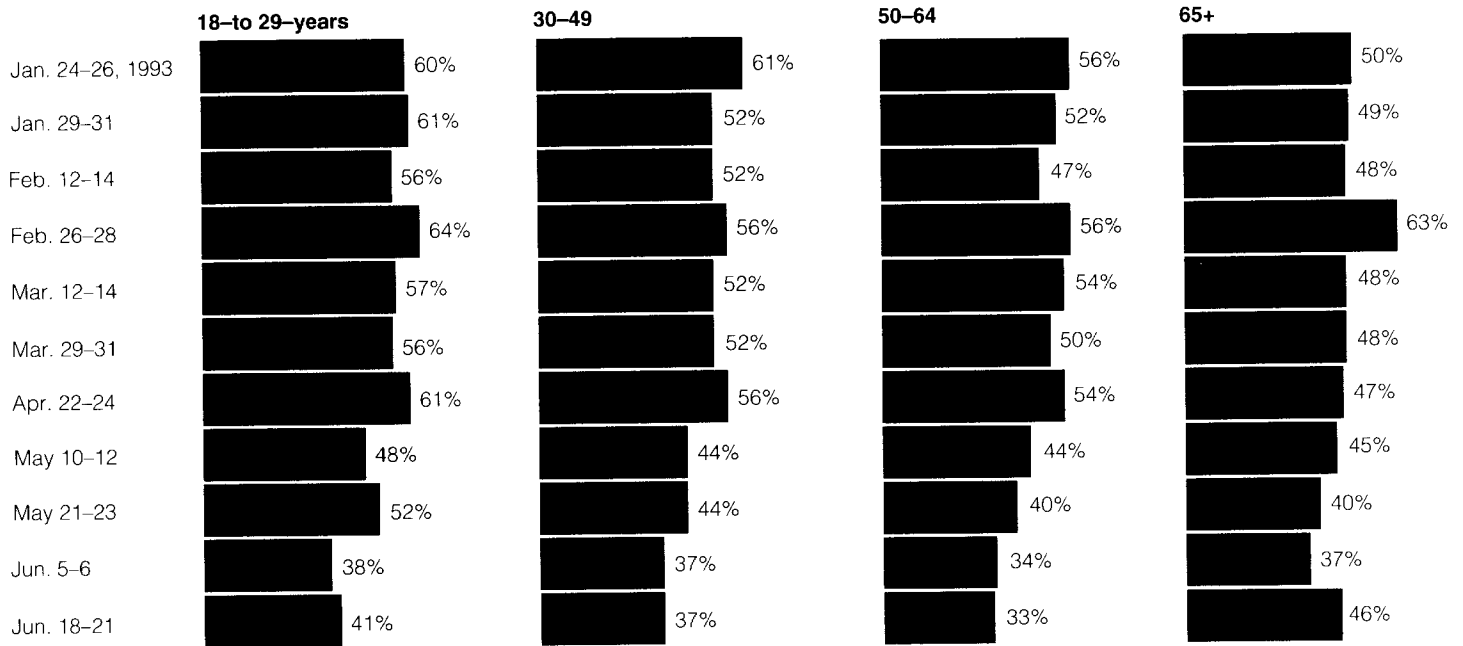


Note: *Gender gap=women's approval of Clinton minus men's approval.
Source: Surveys by the Gallup Organization, latest that of June 18-21, 1993.

Clinton has generally fared best with 18–to 29–year olds. He has not fared as well with those who are 60 years or older, his strongest age group on election day. Clinton's ratings among independents, suburbanites, and whites have lagged behind his overall ratings. More working women than nonworking women approve of Clinton.

Question: **Do you approve or disapprove of the way Bill Clinton is handling his job as president?**

Approval ratings



Source: Surveys by the Gallup Organization, latest that of June 18–21, 1993.

Clinton approval ratings

	All	Independents	Suburbanites	Whites	Boomers*	Middle class	
						\$20–30,000	\$30–50,000
Jan.	54%	51%	52%	51%	52%	53%	60%
Feb.	59	55	50	56	56	57**	
Mar.	52	47	53	49	52	50	53
Apr.	55	53	47	50	56	56	49
May	44	39	38	40	44	51	40
Jun. 5–6	37	28	na	34	37	32	33
June 18–21	39	31	31	35	37	33	38

Note: Last rating of each month shown, except for June; na=not available. *Boomers=30- to 49-year olds. ** \$20-50,000
 Source: Surveys by the Gallup Organization, latest that of June 18–21, 1993.

Among Democrats

	All adults	All women	Working women	Nonworking women		Earliest rating		Latest rating	
						Dems.	All	Dems.	All
Jan.	51%	55%	56%	54%	Gallup	79%	58%	65%	39%
Mar.	57	58	60	55	NBC/WSJ	70	51	65	41
Apr.	52	53	56	50	Newsweek	75	51	63	36
Jun.	41	47	50	43	CBS/NYT	71	53	58	38
					Yankelovich/Time/CNN	66	49	54	36

Source: Surveys NBC News/Wall Street Journal, latest that of June 4–8, 1993.