

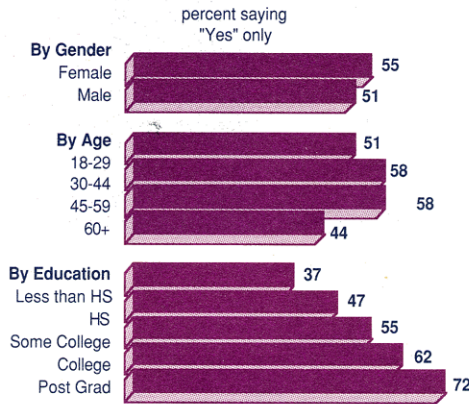
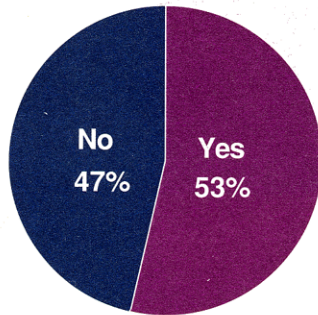
## American Ideas and Ideals

### It May Not Be Enough, But Americans Still Stand Out In Their Level of Voluntary Work

Source: World Values Surveys, 1990-93.

Percent Saying Currently Doing No Unpaid Voluntary Work	
US	41
Canada	53
Mexico	73
France	65
W. Germany	69
Italy	70
Spain	47
Netherlands	64

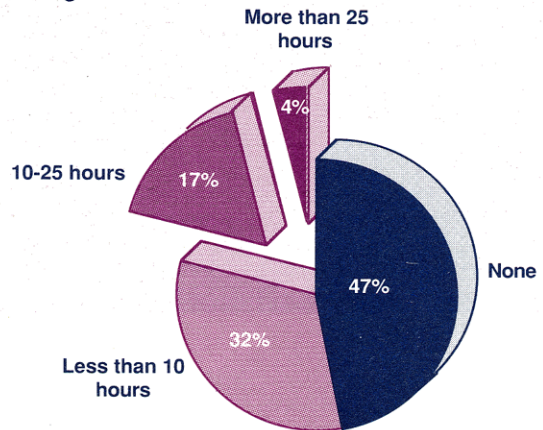
**Question:** Thinking about other thing that people may do, there are many different areas in which people do volunteer activity. By volunteer activity I mean not just belonging to a service organization, but actually working in some way to help others without being paid. Have you volunteered over the past twelve months.



### How Much Volunteer Work?

“actually working in some way to help others without being paid”

percent saying how many hours they actually put in an average month



Source: Survey by the Roper Center for Reader's Digest.

## Voting Is Down, But Other Forms of Political Participation Are High

U.S. Responses, Fall 1994	Signed a petition	Attended a public meeting on town or school affairs	Written your congressman or state rep.	Attended a political rally or speech
<b>Everyone</b>				
	48	42	30	23
<b>By Gender</b>				
Female	47	40	26	20
Male	49	45	34	27
<b>By Race</b>				
Black	36	45	24	26
Hispanic	29	39	17	21
White	52	42	32	22
<b>By Age</b>				
18-29	38	33	16	20
30-44	52	48	26	28
45-59	56	55	40	27
60+	41	29	35	16
<b>By Education</b>				
Less than HS	22	25	17	10
HS	48	39	25	17
Some College	50	41	31	25
College	52	49	32	29
Post Grad	58	58	46	39
<b>By Income</b>				
Less than \$20K	33	31	23	16
\$20K-\$40K	46	40	28	20
\$40K-\$50K	59	55	30	32
\$50K+	61	51	37	31
<b>By those having children less than 18 years of age</b>				
	50	53	28	24

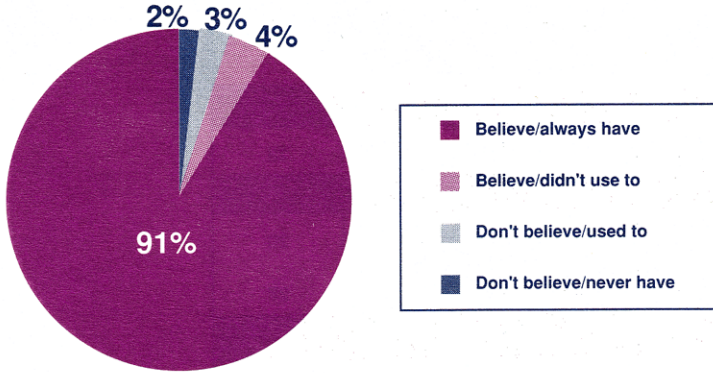
**Question:** ...[Here is] a list of some things people may do about government and politics. Have you done any of these things in the past 12 months?...

**Note:** Percentages shown are for those responding "yes" only.

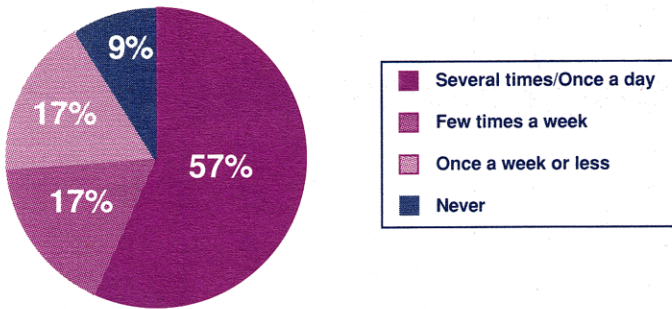
# American Ideas and Ideals

## Religious America...

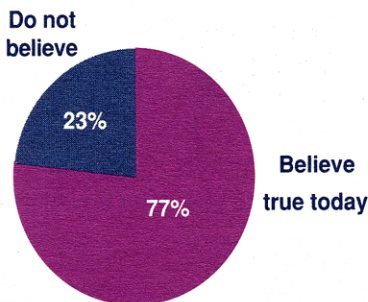
**Question:** Which best describes your beliefs about God...(1) I don't believe in God now and I never have; (2) I don't believe in God now, but I used to; (3) I believe in God now, but I didn't use to; or (4) I believe in God now and I always have?



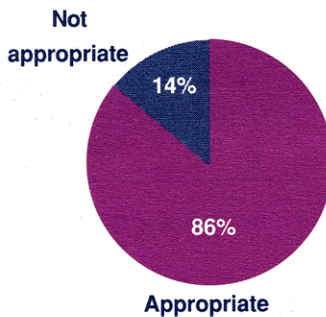
**Question:** People practice their religion in different ways. Outside of attending religious services, do you pray several times a day, once a day, a few times a week, once a week or less, or never?



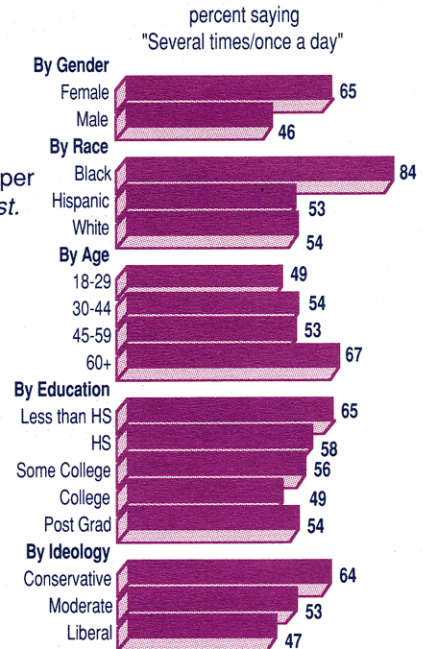
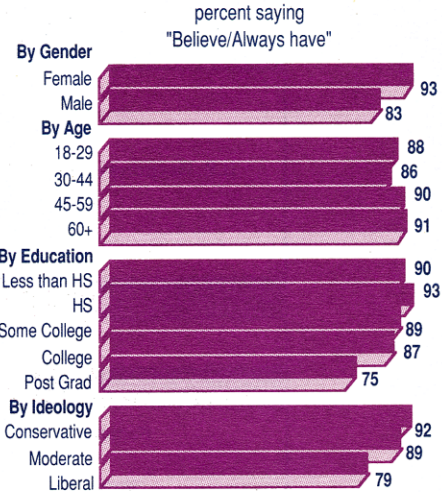
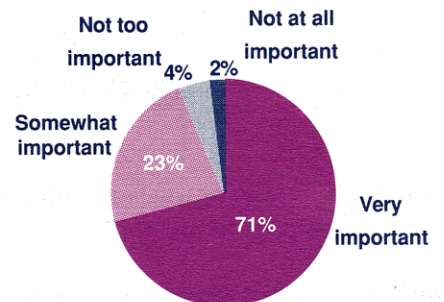
**Question:** Many of our nation's founders believed that America could not survive as a free and democratic nation without a religious foundation. Do you, yourself, believe this is true today?



**Question:** The official motto of the United States is 'In God We Trust.' Do you think this is appropriate for our country's official motto, or not?



**Question:** How important do you think it is that children are brought up practicing a religious faith? Is it very important, somewhat important, not too important, or not at all important?



**Source:** Survey by the Roper Center for Reader's Digest.

# ...Still the Great Exception Among Industrial Nations

	US	Sweden	France	W. Germany	Britain	Spain	Canada	Mexico
<b>1. "...would you say you are..."</b>								
A religious person	82	29	48	54	55	64	69	72
Not a religious person	15	56	36	27	37	27	26	22
A convinced atheist	1	7	11	2	4	4	3	2
Don't know	2	9	5	17	4	5	2	4
<b>2. "...Life is meaningful only because God exists...."</b>								
Agree	59	14	27	25	35	33	34	50
Disagree	31	73	56	49	52	46	55	42
Neither	7	7	12	9	8	16	9	5
Don't know	3	7	5	17	5	4	2	3
<b>3. "...about how often do you attend religious services..."</b>								
Once a week or more	44	4	10	18	14	29	27	43
<b>4. Percent saying they believe in heaven</b>								
	84	26	27	31	57	50	NA	NA
<b>5. Percent saying they believe in hell</b>								
	67	10	15	14	27	34	NA	NA
<b>6. "I never doubt the existence of God."</b>								
Completely agree	60	NA	29	20	31	54	NA	NA

**Sources:** Questions 1-3 are from the World Values Survey, 1990-1993. Note that the World Values Survey was done by the World Values Study Group, part of the Inter-University Consortium for Political and Social Research. The samples consist of adults age 18 and over, in 45 countries. The in-person interviews were conducted by local survey organizations. Sample sizes: varied from country to country. Questions 4 and 5 are from a cross-national survey done by the Gallup Organization for Applied Research in the Apostolate, 1981; question 6 is from cross-national surveys done for the Times Mirror Company.