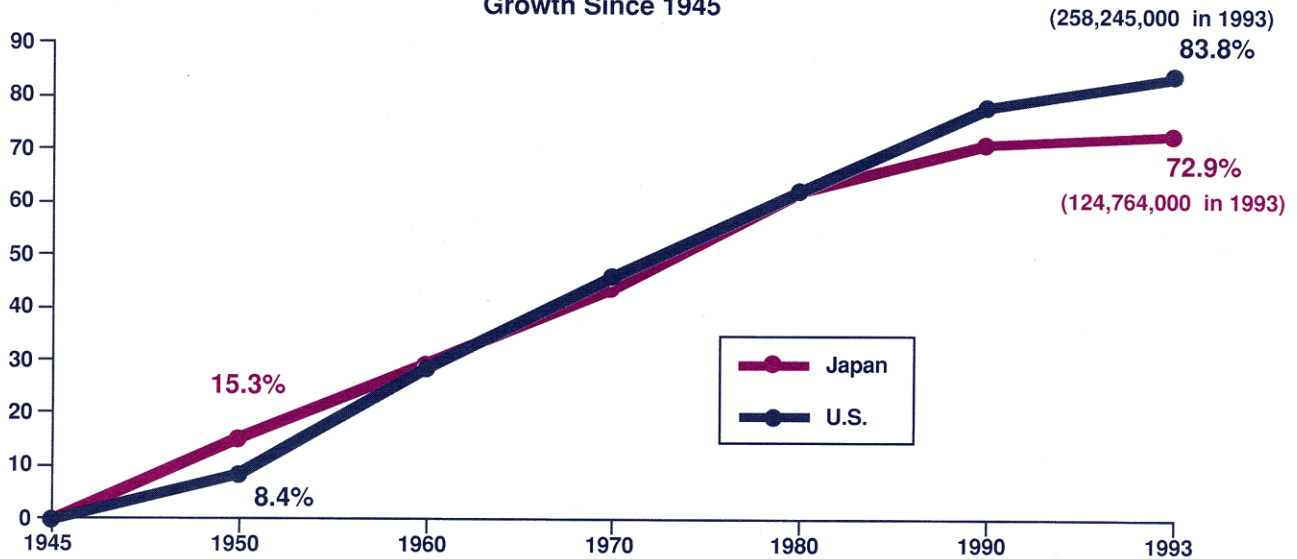


Demography

—Due to Immigration, U.S. Population Has Grown Faster—
 —In Both Countries, the Elderly Are a Growing Share—

Percent Increase in Population Growth Since 1945



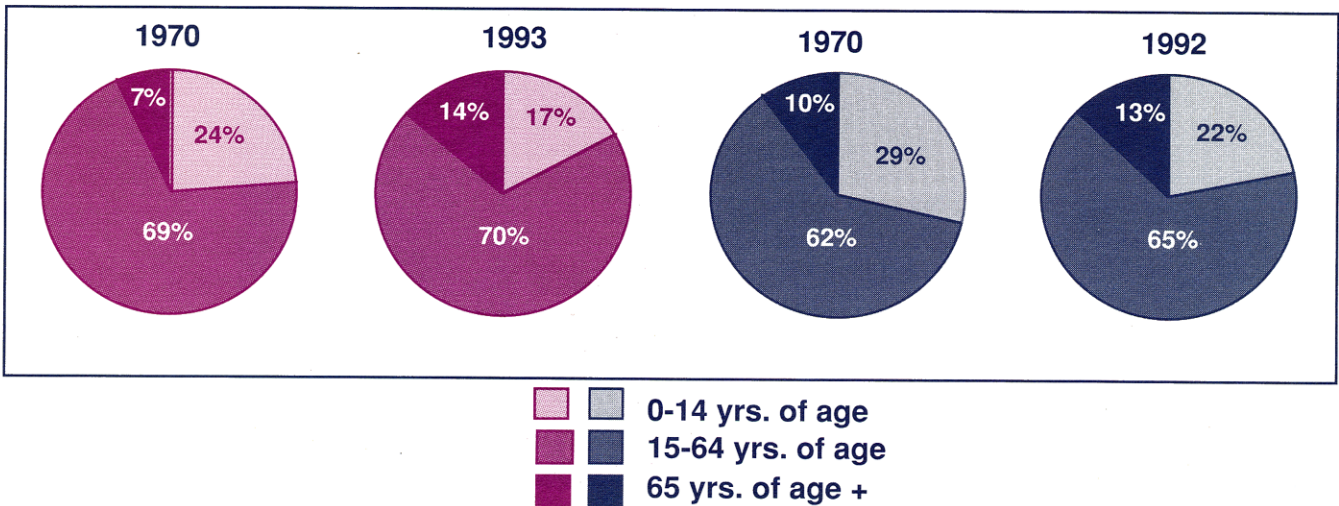
(Japan Population = 72,147,000 in 1945)
 (US Population = 140,468,000 in 1945)

Source: For Japan—Bureau of Statistics, Management and Coordination Agency. For US, 1950-1993—U.S. Bureau of the Census, *Statistical Abstract of the United States*, 1994, p. 8; for US, 1945—*Statistical Abstract of the United States*, 1972.

Population by Age Group

Japan

U.S.

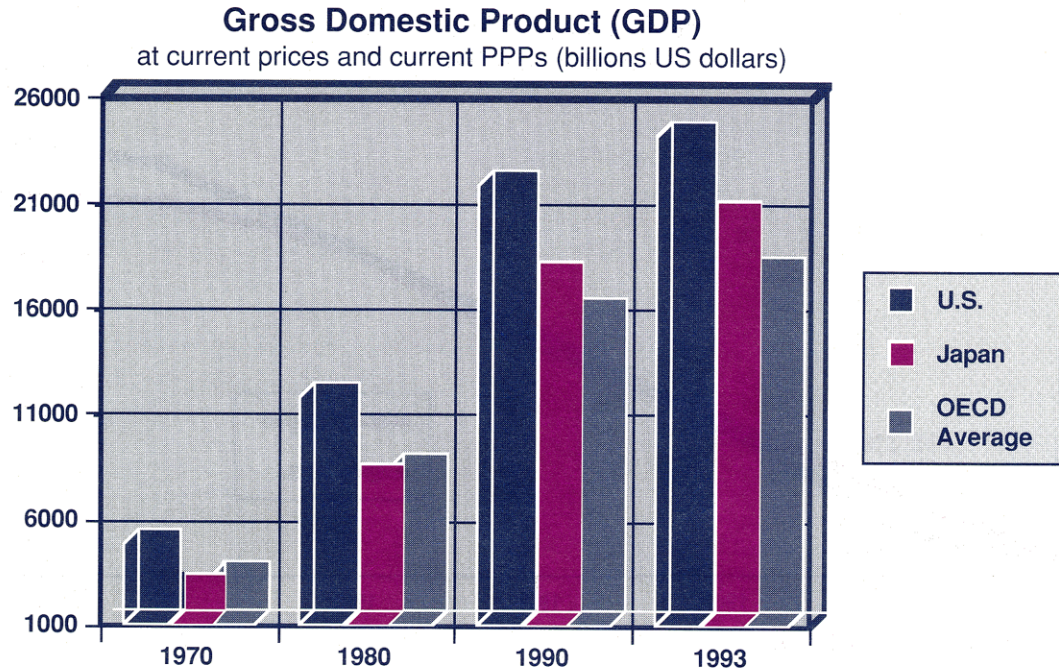


Source: For Japan—Bureau of Statistics, Management and Coordination Agency. For US, 1970-1993—U.S. Bureau of the Census, *Statistical Abstract of the United States*, 1994, pp. 14-15.

Japan and America

Economy

—Both Economies Have Grown Smartly,
 With the U.S. Still Leading in Real Terms—
 —Both Economies Far Surpass the OECD Average in R & D—



R & D and Technology

	Japan	US	OECD Median
*Per capita expenditure for research and development expressed in purchasing power parities (ppps)	\$588	\$653	\$286
**Technological balance of payments (in millions of \$, at official exchange rates)			
Receipts	\$2,982	\$19,922	
Payments	\$3,268	\$4,987	
Balance	\$-286	\$14,935	

*The OECD indicates that Japanese R & D expenditures are overstated in the data, those of the US understated.

**The term refers to imports and exports of high-technology products.

Source: *OECD in Figures*, 1995 edition, pp. 56-57.