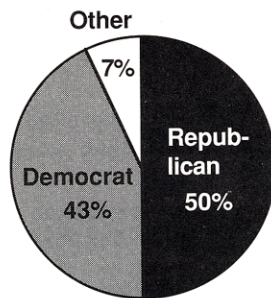


POLITY WATCH: Congress...

If the Election for Congress Were Held Today

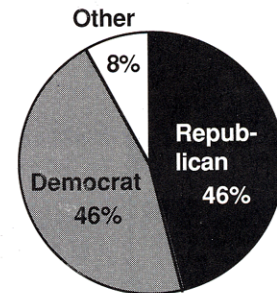
Question: Suppose the 1996 elections for US Congress were being held today, would you vote for the Republican Party's candidate or the Democratic Party's candidate for Congress in your district? (If Other/Undecided, ask:) As of today, do you lean more to the Republican or the Democrat?



Note: Asked of registered voters.

Source: Survey by the Princeton Survey Research Associates for Times Mirror, August 17-20, 1995.

Question: If the 1996 elections for Congress were being held today, which party's candidate would you vote for in your Congressional district—the Democratic Party's candidate or the Republican Party's candidate? (If Other/Undecided/Refused, ask:) As of today, would you lean more to the Democratic Party's candidate or to the Republican Party's candidate?



Source: Survey by the Gallup Organization for CNN/USA Today, July 7-9, 1995.

How We Responded to the Question Down the Stretch Run of Campaign '94

Survey Dates	Democrat	Republican	Other, Don't know, Not sure
Sept. 1, 1994 (Yank.)	38%	40%	21%*
Sept. 6-7, 1994 (Gallup)	46	48	6
Sept. 8-11, 1994 (ABC)	50	44	6
Sept. 8-11, 1994 (CBS/NYT)	37	39	24*
Sept. 9-11, 1994 (PSRA)	48	46	6
Sept. 21-22, 1994 (Yank.)	37	42	22*
Sept. 23-25, 1994 (Gallup)	45	48	7
Oct. 6-9, 1994 (PSRA)	52	40	8
Oct. 7-9, 1994 (Gallup)	46	48	7
Oct. 11-12, 1994 (Yank.)	35	41	24*
Oct. 14-18, 1994 (Hart/Teeter)	41	36	22*
Oct. 16-18, 1994 (CBS)	38	42	20*
Oct. 20-23, 1994 (ABC/WP)	51	45	5
Oct. 20-24, 1994 (PSRA)	47	44	9
Oct. 24, 1994 (PSRA)	46	45	10
Oct. 24, 1994 (PSRA)	40	39	21*
Oct. 22-25, 1994 (Gallup)	49	45	6
Oct. 25-26, 1994 (Yank.)	41	35	25*
Oct. 27-28, 1994 (PSRA)	46	44	10
Oct. 27-31, 1994 (ABC/WP)	47	45	9
Oct. 29-Nov. 1, 1994 (CBS/NYT)	49	45	6
Oct. 29-Nov. 1, 1994 (CBS/NYT)	46	41	13*
Nov. 4-5, 1994 (Hart/Teeter)	40	37	23*
Nov. 3-5, 1994 (PSRA)	45	43	12
Nov. 2-6, 1994 (Gallup)	47	44	9
Nov. 3-6, 1994 (ABC)	47	42	10

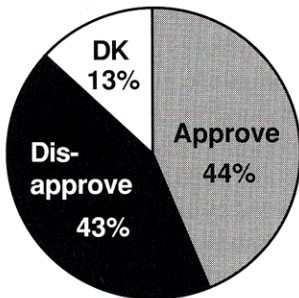
Note: * denotes questions in which respondents who replied "Other" or "Undecided" were not asked toward which party they were leaning. All other items include leaners. Question wording for these items are, with only slight variations, similar to the wordings used in the 1995 items listed above.

Source: Surveys by: ABC = ABC News; ABC/WP = ABC News & Washington Post; CBS = CBS News; CBS/NYT = CBS News & New York Times; Gallup = the Gallup Organization for CNN/USA Today; Hart/Teeter = Hart & Teeter Research Companies for NBC News/Wall Street Journal; PSRA = Princeton Survey Research Associates for Newsweek; and Yank. = Yankelovich Partners for Time/CNN.

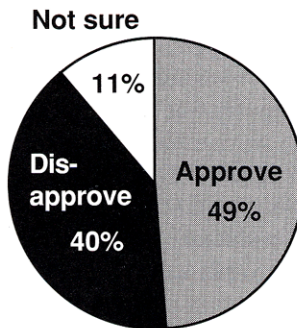
Tracking the President's Popularity

Recent NATIONAL Results

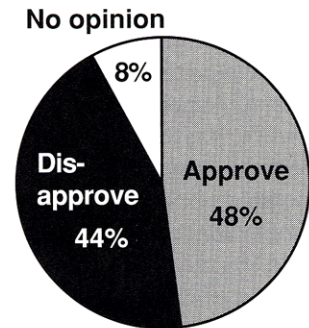
Question: Do you approve or disapprove of the way (President) Bill Clinton is handling his job as president?



Source: Survey by CBS News, September 5-6, 1995.



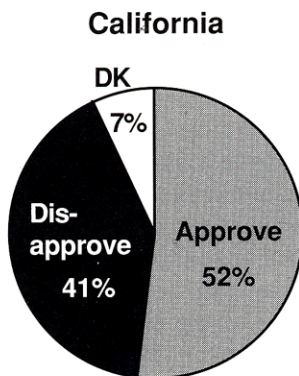
Source: Survey by Yankelovich Partners for Time/CNN, September 13-14, 1995.



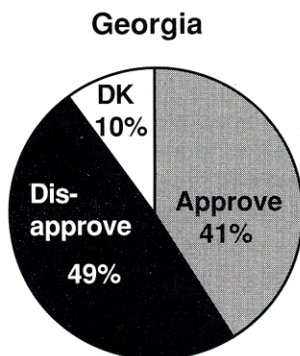
Source: Survey by the Gallup Organization, September 22-24, 1995.

Clinton Soundings Around the STATES

Question: Do you approve or disapprove of the job Bill Clinton is doing as president?




Source: Survey by the Los Angeles Times, September 7-10, 1995.



Note: Question wording asked about Clinton "handling his job as president."
Source: Survey by Georgia State University, July 12-26, 1995.

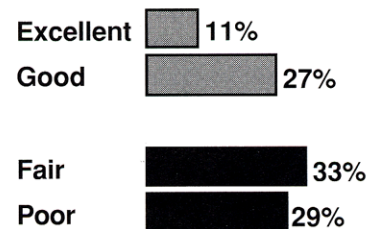
Question: How would you rate the job Bill Clinton is doing as president—excellent, good, fair or poor?

Connecticut




Source: Survey by the Institute for Social Inquiry for the Hartford Courant, September 12-21, 1995.

Florida



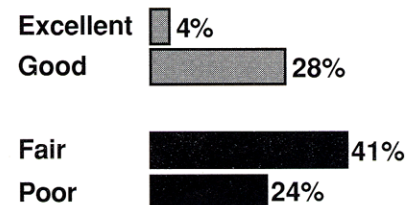
Source: Survey by Mason Dixon Political/Media Research, Inc. for the Tampa Tribune, September 5-6, 1995.

Michigan



Source: Survey by EPIC/MRA, August 23-28, 1995.

Texas



Source: Survey by the University of Texas for Hart-Hanks Communications, August 3-11, 1995.